

# **ROSBANK Group**

**Consolidated Financial Statements**  
Year Ended 31 December 2013

# ROSBANK GROUP

## TABLE OF CONTENTS

	Page
STATEMENT OF MANAGEMENT'S RESPONSIBILITIES FOR THE PREPARATION AND APPROVAL OF THE CONSOLIDATED FINANCIAL STATEMENTS FOR THE YEAR ENDED 31 DECEMBER 2013.....	1
INDEPENDENT AUDITORS' REPORT .....	2-3
CONSOLIDATED FINANCIAL STATEMENTS FOR THE YEAR ENDED 31 DECEMBER 2013:	
Consolidated statement of financial position .....	4
Consolidated statement of profit or loss .....	5
Consolidated statement of other comprehensive income .....	6
Consolidated statement of changes in equity.....	7
Consolidated statement of cash flows .....	8
Notes to the consolidated financial statements .....	9-86
1. Organization .....	9
2. Going concern .....	11
3. Basis of presentation .....	12
4. Significant accounting policies .....	13
5. Application of new and revised International Financial Reporting Standards (IFRS) .....	34
6. Disposals of subsidiaries .....	38
7. Restatements and Reclassifications .....	39
8. Cash and balances with the Central Bank of the Russian Federation .....	39
9. Financial assets at fair value through profit or loss .....	40
10. Due from banks .....	40
11. Derivative financial instruments .....	41
12. Loans to customers .....	42
13. Investments available-for-sale .....	45
14. Property and equipment .....	46
15. Other assets .....	47
16. Financial liabilities at fair value through profit or loss .....	48
17. Due to the Central Bank of the Russian Federation .....	48
18. Due to banks .....	49
19. Customer accounts .....	49
20. Debt securities issued .....	50
21. Other liabilities .....	50
22. Subordinated debt .....	51
23. Share capital .....	51
24. Net interest income .....	52
25. Allowance for impairment losses and other provisions .....	53
26. Net (loss)/gain on financial assets and liabilities at fair value through profit or loss .....	54
27. Net loss on foreign exchange operations .....	54
28. Net (loss)/gain on precious metals operations .....	54
29. Fee and commission income and expense .....	55
30. Other income .....	55
31. Operating expenses .....	55
32. Income tax .....	56
33. Earnings per share attributable to equity holders of the parent .....	57
34. Commitments and contingencies .....	58
35. Transactions with related parties .....	60
36. Fair value of financial instruments .....	63
37. Offsetting financial assets and liabilities .....	65
38. Regulatory matters .....	66
39. Capital risk management .....	67
40. Segment reporting .....	67
41. Risk management policies .....	71
42. Subsequent events .....	86

# ROSBANK GROUP

## STATEMENT OF MANAGEMENT'S RESPONSIBILITIES FOR THE PREPARATION AND APPROVAL OF THE CONSOLIDATED FINANCIAL STATEMENTS FOR THE YEAR ENDED 31 DECEMBER 2013

---

Management is responsible for the preparation of the consolidated financial statements that present fairly the financial position of "ROSBANK" (OJSC JSCB) and its subsidiaries (the "Group") as at 31 December 2013, and the results of its operations, cash flows and changes in equity for the year then ended, in compliance with International Financial Reporting Standards ("IFRS").

In preparing the consolidated financial statements, management is responsible for:

- Properly selecting and applying accounting policies;
- Presenting information, including accounting policies, in a manner that provides relevant, reliable, comparable and understandable information;
- Providing additional disclosures when compliance with the specific requirements in IFRSs are insufficient to enable users to understand the impact of particular transactions, other events and conditions on the Group's consolidated financial position and financial performance;
- Making an assessment of the Group's ability to continue as a going concern.

Management is also responsible for:

- Designing, implementing and maintaining an effective and sound system of internal controls, throughout the Group;
- Maintaining adequate accounting records that are sufficient to show and explain the Group's transactions and disclose with reasonable accuracy at any time the consolidated financial position of the Group, and which enable them to ensure that the consolidated financial statements of the Group comply with IFRS;
- Maintaining statutory accounting records in compliance with the Russian Federation ("RF") legislation and accounting standards;
- Taking such steps as are reasonably available to them to safeguard the assets of the Group; and
- Preventing and detecting fraud and other irregularities.

The consolidated financial statements of the Group for the year ended 31 December 2013 were authorized for issue on 15 April 2014 by the Management Board of "ROSBANK" (OJSC JSCB).

On behalf of the Board:

  
Chairman of the Management Board

15 April 2014  
Moscow



  
Chief Financial Officer

15 April 2014  
Moscow

## INDEPENDENT AUDITOR'S REPORT

To: Shareholders and the Board of Directors of "ROSBANK" (OJSC JSCB):

We have audited the accompanying consolidated financial statements of "ROSBANK" (OJSC JSCB) and its subsidiaries (collectively – the "Group"), which comprise the consolidated statement of financial position as at 31 December 2013 and the consolidated statements of profit or loss and other comprehensive income, changes in equity and cash flows for 2013, and notes comprising a summary of significant accounting policies and other explanatory information.

### Management's Responsibility for the Consolidated Financial Statements

Management is responsible for the preparation and fair presentation of these consolidated financial statements in accordance with International Financial Reporting Standards and for such internal control as management determines is necessary to enable the preparation of the consolidated financial statements that are free from material misstatement, whether due to fraud or error.

### Auditor's Responsibility

Our responsibility is to express an opinion on the fair presentation of these consolidated financial statements based on our audit. We conducted our audit in accordance with Russian Federal Auditing Standards and International Standards on Auditing. Those standards require that we comply with ethical requirements and plan and perform the audit to obtain reasonable assurance about whether the consolidated financial statements are free from material misstatement.

An audit involves performing procedures to obtain audit evidence about the amounts and disclosures in the consolidated financial statements. The procedures selected depend on the auditor's judgment, including the assessment of the risks of material misstatement of the consolidated financial statements, whether due to fraud or error. In making those risk assessments, the auditor considers internal control relevant to the entity's preparation and fair presentation of the consolidated financial statements in order to design audit procedures that are appropriate in the circumstances, but not for the purpose of expressing an opinion on the effectiveness of the entity's internal control. An audit also includes evaluating the appropriateness of accounting policies used and the reasonableness of accounting estimates made by management, as well as evaluating the overall presentation of the consolidated financial statements.

We believe that the audit evidence we have obtained is sufficient and appropriate to express an opinion on the fair presentation of these consolidated financial statements.

## Opinion

In our opinion, the consolidated financial statements present fairly, in all material respects, the financial position of the Group as at 31 December 2013, and its financial performance and its cash flows for 2013 in accordance with International Financial Reporting Standards.

*Deloitte & Touche*

15 April 2014  
Moscow, Russian Federation

  
Ponomarenko E. V. Partner  
(certificate no. № 01-000190 dated 28 November 2011)  
ZAO Deloitte & Touche CIS



The Entity: ROSBANK (OJSC JSCB)

Certificate of state registration № 2272 of 02.03.1993.

Certificate of registration in the Unified State Register № 1027739460737 of 25.10.2002, issued by Moscow Interdistrict Inspectorate of the Russian Ministry of Taxation № 39.

Address: 34 Mashy Poryvaevoy, Moscow, 107078

Independent Auditor: ZAO "Deloitte & Touche CIS"

Certificate of state registration № 018.482, issued by the Moscow Registration Chamber on 30.10.1992.

Certificate of registration in the Unified State Register № 1027700425444 of 13.11.2002, issued by Moscow Interdistrict Inspectorate of the Russian Ministry of Taxation № 39.

Certificate of membership in «NP «Audit Chamber of Russia» (auditors' SRO) of 20.05.2009 № 3026, ORNZ 10201017407.

# ROSBANK GROUP

## CONSOLIDATED STATEMENT OF FINANCIAL POSITION AS OF 31 DECEMBER 2013 (in millions of Russian Roubles)

	Notes	31 December 2013	31 December 2012
<b>ASSETS</b>			
Cash and balances with the Central Bank of the Russian Federation	8	73,472	56,967
Financial assets at fair value through profit or loss	9, 35	34,039	33,796
Due from banks	10, 35	49,175	55,448
Loans to customers	12, 35	612,258	565,083
Investments available-for-sale	13, 35	54,489	43,298
Property and equipment	14	25,351	25,220
Current income tax assets		505	384
Deferred income tax assets	32	4,108	4,937
Other assets	15, 35	10,744	13,247
<b>Total assets</b>		<b>864,141</b>	<b>798,380</b>
<b>LIABILITIES AND EQUITY</b>			
<b>LIABILITIES:</b>			
Financial liabilities at fair value through profit or loss	16, 35	9,261	12,354
Due to the Central Bank of the Russian Federation	17	6,119	30,080
Due to banks	18, 35	175,090	171,087
Customer accounts	19, 35	381,998	327,431
Debt securities issued	20	115,278	90,126
Other provisions	25	1,943	306
Current income tax liabilities		158	979
Deferred income tax liabilities	32	3,280	4,038
Other liabilities	21, 35	8,981	11,798
Subordinated debt	22, 35	33,286	31,456
<b>Total liabilities</b>		<b>735,394</b>	<b>679,655</b>
<b>EQUITY:</b>			
Equity attributable to owners of the parent:			
Share capital	23	17,587	17,587
Share premium	23	59,707	59,707
Cumulative translation reserve		979	904
Property and equipment revaluation reserve		9,362	8,101
Investments available-for-sale fair value reserve		447	5,880
Cash flow hedge		(11)	(188)
Retained earnings		40,676	26,734
<b>Total equity attributable to equity holders of the parent</b>		<b>128,747</b>	<b>118,725</b>
<b>Total equity</b>		<b>128,747</b>	<b>118,725</b>
<b>TOTAL LIABILITIES AND EQUITY</b>		<b>864,141</b>	<b>798,380</b>

On behalf of the Board:

Chairman of the Management Board

15 April 2014  
Moscow

Chief Financial Officer

15 April 2014  
Moscow

The notes on pages 9-86 form an integral part of these consolidated financial statements.

# ROSBANK GROUP

## CONSOLIDATED STATEMENT OF PROFIT OR LOSS FOR THE YEAR ENDED 31 DECEMBER 2013

(in millions of Russian Roubles, except for earnings per share which are in Roubles)

	Notes	Year ended 31 December 2013	Year ended 31 December 2012
<b>Continuing operations</b>			
Interest income	24, 35	84,651	78,970
Interest expense	24, 35	<u>(36,807)</u>	<u>(33,108)</u>
Net interest income before provision for impairment losses on interest bearing assets		47,844	45,862
Provision for impairment losses on interest bearing assets	25, 35	<u>(10,516)</u>	<u>(7,697)</u>
<b>Net interest income</b>		<u>37,328</u>	<u>38,165</u>
Net (loss)/gain on financial assets and liabilities at fair value through profit or loss	26, 35	(374)	379
Net loss on foreign exchange operations	27, 35	(1,841)	(103)
Net (loss)/gain on precious metals operations	28	(115)	50
Net realized gain on sale of investments available-for-sale		3,824	240
Fee and commission income	29, 35	13,359	12,547
Fee and commission expense	29, 35	(2,866)	(2,523)
Other provisions	25	(1,858)	(990)
Dividend income		401	223
Other income	30, 35	<u>1,319</u>	<u>1,161</u>
<b>Net non-interest income</b>		<u>11,849</u>	<u>10,984</u>
<b>Operating income</b>		49,177	49,149
Operating expenses	31, 35	<u>(30,946)</u>	<u>(37,406)</u>
<b>Profit before income tax</b>		18,231	11,743
Income tax expense	32	<u>(4,289)</u>	<u>(3,311)</u>
<b>Profit for the year from continuing operations</b>		<u><b>13,942</b></u>	<u><b>8,432</b></u>
<b>Discontinued operations</b>			
Loss for the period from discontinued operations	6	-	(244)
<b>Net profit for the year</b>		<u><b>13,942</b></u>	<u><b>8,188</b></u>
<b>EARNINGS PER SHARE</b>			
From continuing and discontinued operations Basic and diluted (in RUB)	33	<u>8.99</u>	<u>5.28</u>
From continuing operations Basic and diluted (in RUB)		<u>8.99</u>	<u>5.44</u>

On behalf of the Board:

  
Chairman of the Management Board

15 April 2014  
Moscow



  
Chief Financial Officer

15 April 2014  
Moscow


The notes on pages 9-86 form an integral part of these consolidated financial statements.

# ROSBANK GROUP

## CONSOLIDATED STATEMENT OF OTHER COMPREHENSIVE INCOME FOR THE YEAR ENDED 31 DECEMBER 2013 (in millions of Russian Rubles)


	Notes	Year ended 31 December 2013	Year ended 31 December 2012
<b>Net profit for the year</b>		<b>13,942</b>	<b>8,188</b>
<b>Other comprehensive (expense)/income</b>			
<b>Items that will not be reclassified subsequently to profit or loss:</b>			
Net gain resulting on revaluation of property		1,576	-
Income tax		(315)	-
		<b>1,261</b>	<b>-</b>
<b>Items that may be reclassified subsequently to profit or loss:</b>			
Exchange differences on translating foreign operations		75	(54)
Cash flow hedge		177	289
Net (loss)/gain resulting on revaluation of available-for-sale financial assets during the year		(2,967)	7,126
Reclassification adjustment relating to available-for-sale financial assets disposed of in the year		(3,824)	(57)
Income tax		1,358	(1,414)
		<b>(5,181)</b>	<b>5,890</b>
<b>Other comprehensive (expense)/income after income tax</b>		<b>(3,920)</b>	<b>5,890</b>
<b>Total comprehensive income</b>		<b>10,022</b>	<b>14,078</b>

On behalf of the Board:

  
Chairman of the Management Board

15 April 2014  
Moscow



  
Chief Financial Officer

15 April 2014  
Moscow

The notes on pages 9-86 form an integral part of these consolidated financial statements.




## ROSBANK GROUP

### CONSOLIDATED STATEMENT OF CHANGES IN EQUITY FOR THE YEAR ENDED 31 DECEMBER 2013

(in millions of Russian Rubles)

	Share capital	Share premium	Cumulative translation reserve	Property and equipment revaluation reserve	Investments available-for-sale fair value reserve	Cash flow hedge reserve	Retained earnings/ (accumulated deficit)	Total equity
<b>31 December 2011</b>	<b>17,587</b>	<b>59,707</b>	<b>958</b>	<b>8,101</b>	<b>225</b>	<b>(477)</b>	<b>18,540</b>	<b>104,641</b>
Net profit for the year	-	-	-	-	-	-	8,188	8,188
Other comprehensive income for the year	-	-	(54)	-	5,655	289	-	5,890
<b>Total comprehensive income for the year</b>	<b>-</b>	<b>-</b>	<b>(54)</b>	<b>-</b>	<b>5,655</b>	<b>289</b>	<b>8,188</b>	<b>14,078</b>
Hyperinflation effect on Belrosbank	-	-	-	-	-	-	122	122
Difference arising on derecognition of subordinated loan of Deltacredit	-	-	-	-	-	-	(116)	(116)
<b>31 December 2012</b>	<b>17,587</b>	<b>59,707</b>	<b>904</b>	<b>8,101</b>	<b>5,880</b>	<b>(188)</b>	<b>26,734</b>	<b>118,725</b>
Net profit for the year	-	-	-	-	-	-	13,942	13,942
Other comprehensive income/(expense) for the year	-	-	75	1,261	(5,433)	177	-	(3,920)
<b>Total comprehensive income for the year</b>	<b>-</b>	<b>-</b>	<b>75</b>	<b>1,261</b>	<b>(5,433)</b>	<b>177</b>	<b>13,942</b>	<b>10,022</b>
<b>31 December 2013</b>	<b>17,587</b>	<b>59,707</b>	<b>979</b>	<b>9,362</b>	<b>447</b>	<b>(11)</b>	<b>40,676</b>	<b>128,747</b>

On behalf of the Board:

  
Chairman of the Management Board

15 April 2014  
Moscow



  
Chief Financial Officer

15 April 2014  
Moscow

The notes on pages 9-86 form an integral part of these consolidated financial statements.

# ROSBANK GROUP

## CONSOLIDATED STATEMENT OF CASH FLOWS FOR THE YEAR ENDED 31 DECEMBER 2013 (in millions of Russian Roubles)

	Notes	Year ended 31 December 2013	Year ended 31 December 2012
Cash flows from operating activities:			
Interest received		84,290	77,304
Interest paid		(33,406)	(31,936)
Fees and commissions received		13,486	12,820
Fees and commissions paid		(2,735)	(2,515)
(Payment for)/receipts from financial assets at fair value through profit or loss		(149)	33
(Payment for)/receipts from trading in foreign currencies		(5,039)	3,783
Other operating income received		1,277	1,157
(Payment for)/receipts from precious metals operations		(367)	69
Administrative and other operating expenses paid		(29,302)	(31,764)
Income tax paid		(4,117)	(2,102)
<b>Cash flows from operating activities before changes in operating assets and liabilities</b>		<b>23,938</b>	<b>26,849</b>
<b>Changes in operating assets and liabilities</b>			
Net increase in mandatory cash balances with the Central Bank of the Russian Federation		251	545
Net decrease/(increase) in financial assets at fair value through profit or loss		3,239	(15,000)
Net (increase)/decrease in due from banks		(4,162)	7,898
Net increase in loans to customers		(47,962)	(42,505)
Net decrease in other assets		975	104
Net increase in financial liabilities at fair value through profit or loss		450	289
Net (decrease)/increase in due to the Central Bank of the Russian Federation		(23,470)	18,029
Net increase in due to banks		698	12,302
Net increase/(decrease) in customer accounts		42,205	(22,315)
Net decrease in debt securities issued		(4,779)	(8,018)
Net (decrease)/increase in other liabilities		(3,105)	329
Net decrease in other provisions		(240)	(270)
<b>Net cash used in operating activities</b>		<b>(11,962)</b>	<b>(21,763)</b>
<b>Cash flows from investing activities</b>			
Purchase of available for sale financial assets		(18,945)	(2)
Proceeds from disposal and redemption of available for sale financial assets		6,236	4,022
Purchase of property and equipment		(1,682)	(3,410)
Proceeds from disposal of property and equipment		892	320
Proceeds on sale of subsidiaries	6	-	(13)
Dividend income received		401	223
<b>Net cash (used in)/from investing activities</b>		<b>(13,098)</b>	<b>1,140</b>
<b>Cash flows from financing activities</b>			
Redemption of bonds issued by the Group		(29,139)	(2,913)
Issue of bonds		57,884	38,303
Proceeds from subordinated debt		-	4,661
<b>Net cash from financing activities</b>		<b>28,745</b>	<b>40,051</b>
Effect of exchange rate changes on the balance of cash held in foreign currencies		2,802	(1,187)
<b>Net increase in cash and cash equivalents</b>		<b>6,487</b>	<b>18,241</b>
<b>CASH AND CASH EQUIVALENTS, beginning of the year</b>	8	<b>93,752</b>	<b>75,511</b>
<b>CASH AND CASH EQUIVALENTS, end of of the year</b>	8	<b>100,239</b>	<b>93,752</b>

On behalf of the Board:

Chairman of the Management Board

15 April 2014  
Moscow

The notes on pages 9-86 form an integral part of these consolidated financial statements.



Chief Financial Officer

15 April 2014  
Moscow

# ROSBANK GROUP

## NOTES TO THE CONSOLIDATED FINANCIAL STATEMENTS FOR THE YEAR ENDED 31 DECEMBER 2013

---

### 1. Organization

ROSBANK (initially named “Nezavisimost”) is a joint stock bank which was incorporated in the Russian Federation in 1993. Over the subsequent five years, ROSBANK customers were mainly comprised of medium-sized trade, finance and technology companies, for which it conducted a variety of activities, including corporate lending, settlement, government bond trading, foreign exchange and money market transactions. In 1998 ROSBANK was acquired by the Interros Group with the initial purpose of providing banking services to Interros Group companies. In 2000 ROSBANK acquired Uneximbank which was merged into ROSBANK and ceased to exist as a legal entity. In 2002 the businesses of ROSBANK and Commercial Bank “MFK Bank”, specializing in investment banking, were consolidated. In 2003 the Interros Group acquired OVK group – one of Russia’s largest retail banking institutions. The integration of OVK with ROSBANK has transformed ROSBANK into a financial institution capable of offering universal services.

Societe Generale became the owner of 20% minus 1 share of Rosbank in 2006. In February 2008 Societe Generale became the owner of Rosbank controlling stock interest by exercising the option for acquisition of 30% stocks. In March 2008 Societe Generale offered to buy the stakes of minority shareholders at 194.09 roubles per share. Having performed the buy-out Societe Generale raised its interest in Rosbank to 57.57%. On 23 March 2009 ROSBANK issued 26,665,928 shares by way of public subscription. The issue was bought by Societe Generale and PHARANCO HOLDINGS CO. LIMITED in the proportion 60.6786% and 39.3214%, respectively. On 27 May 2009 Societe Generale increased its share in Rosbank by 7% after the purchase of this share from PHARANCO HOLDINGS CO. LIMITED.

In February 2010, Societe Generale with the consent of other shareholders of Rosbank Group took the decision to reorganize the legal structure of its Russian subsidiaries in order to build a major financial group.

The first step was achieved in January 2011 with the acquisition of 100% of the share capital of Rusfinance and Delta Credit. The two companies will keep acting as separate entities, Rusfinance being mainly dedicated to consumer credit and Delta Credit to mortgages.

The second step was achieved in July 2011 with the merger of the two universal banks Rosbank and BSGV into a single and unified company ultimately operating under a single brand. Benefiting from their differentiated positioning on both corporate and retail segments, the new structure aims at improving its financial performance by increasing revenues through cross-selling strategy and developing synergies in order to reduce operational costs.

During 2013, Societe Generale further consolidated its positions in Russian market by acquiring in December 2013 an additional 10% stake in Rosbank equity from VTB Group, increasing it up to 92.4%. As part of the agreement Rosbank sold to VTB Group certain Russian assets: shares listed on Moscow Exchange as well as some loans and real-estate assets. This transaction had a positive financial impact on Rosbank’s financial results for the year ended 31 December 2013.

ROSBANK is regulated by the Central Bank of the Russian Federation (the “CBR”) and conducts its business under license number 2272. ROSBANK is engaged in a full range of banking activities, including commercial and investment banking and custodial services.

The registered office of ROSBANK is located at 34, Masha Poryvaeva Street, Moscow, 107078, Russian Federation.

As of 31 December 2013 and 2012 ROSBANK had 14 branches operating in the Russian Federation.

## ROSBANK GROUP

### NOTES TO THE CONSOLIDATED FINANCIAL STATEMENTS FOR THE YEAR ENDED 31 DECEMBER 2013

ROSBANK is the parent company of a banking group (the "Group") which consists of the following enterprises as of 31 December 2013 and 2012:

Name	Country of incorporation	Group's ownership interest/voting rights, %		Type of operations
		31 December 2013	31 December 2012	
Delta Credit Bank CJSC	Russia	100/100	100/100	Banking
Rusfinance Bank LLC	Russia	100/100	100/100	Banking
Rusfinance LLC	Russia	100/100	100/100	Issue of loans to individuals
Stolichny Express LLC	Russia	100/100	100/100	Recovery of bad debts
Red and Black Prime Russia MBS No.1 Limited LLC	Ireland	0/100	0/100	Issue of notes
BSGV Leasing LLC	Russia	100/100	100/100	Leasing
RB Factoring LLC	Russia	100/100	100/100	Factoring
Rosbank (Switzerland) SA	Switzerland	100/100	100/100	Banking
Rosbank International Finance BV	The Netherlands	Liquidated	100/100	Issue of Eurobonds
RosInvest SA	Luxembourg	99.97/99.97	99.97/99.97	Reorganization of UNEXIM Finance Company
Rosbank Debt Center CJSC (previous name – "RB Finance CJSC")	Russia	Liquidated	0/100	Recovery of bad debts
Processing Company NICKEL LLC	Russia	100/100	100/100	Processing of card operations
RB LEASING LLC	Russia	100/100	100/100	Leasing
INKAHRAN OJSC	Russia	100/100	100/100	Cash collection services
ORS OJSC	Russia	100/100	100/100	Processing
Kapital i zdanie OJSC	Russia	100/100	100/100	Real estate operations
Art Heiser LLC	Russia	Merged	100/100	Real estate operations
Petrovsky Dom-XXI vek LLC	Russia	Merged	100/100	Real estate operations
TOR-Service CJSC	Russia	Merged	100/100	Buildings administration
PMD Service CJSC	Russia	100/100	100/100	Lease services
TD Druzhba LLC	Russia	Merged	100/100	Other services
AVTO LLC	Russia	100/100	100/100	Transportation services
RB Securities LLC	Russia	100/100	100/100	Operations with securities
Inkahran Service LLC	Russia	99.60/100	99.60/100	Transportation services
Valmont LLC	Russia	100/100	100/100	Asset holding company
RBS Avto LLC	Russia	100/100	100/100	Asset holding company

In addition to the above listed companies the Group controls a number of special purpose entities. The main activity of these special purpose entities is hard recovery process.

On 14 July 2010 the Group took decision to close its foreign subsidiary in Switzerland – Rosbank (Switzerland) SA. The liquidation process is subject to authorisation by Swiss banking authorities. The Group does not anticipate any substantial impact on its financial results nor its financial position as a result of the aforementioned liquidation.

The Group is not expecting any significant impact in terms of statement of comprehensive income in its consolidated statements coming from this liquidation process.

In 2012 ROSBANK also disposed of its ownership interest in Rosbank Debt Center CJSC of 100% but retained its control over the entity. During 2013 this subsidiary was liquidated.

During 2012 ROSBANK also disposed of its ownership interest in ROSBANK-VOLGA, Belrosbank and AVD LLC (with subsidiaries). Operations of Real Profit LLC were closed and the company liquidated.

In March 2013 the Group's subsidiary Rosbank International Finance BV was liquidated according to the Group decision. There was no significant impact from this operation on the Group's financial result.

During 2013 four Group's subsidiaries Art Heiser LLC, Petrovsky Dom-XXI vek LLC, TOR-Service CJSC and TD Druzhba LLC were merged with Kapital i zdanie OJSC.

# ROSBANK GROUP

## NOTES TO THE CONSOLIDATED FINANCIAL STATEMENTS FOR THE YEAR ENDED 31 DECEMBER 2013

As of 31 December 2013 and 2012, the following shareholders owned the issued shares of ROSBANK:

<i>Shareholder</i>	31 December	31 December
	2013	2012
	%	%
Societe Generale S.A.	92.40	82.40
PHARANCO HOLDINGS CO. LIMITED	7.03	7.03
CRINIUM BAY HOLDINGS LIMITED	-	8.90
VTB Capital CJSC	-	0.86
Others	0.57	0.81
<b>Total</b>	<b>100.00</b>	<b>100.00</b>

As of 31 December 2013 and 2012, the ultimate controlling parties of the Group are:

<i>Shareholder</i>	31 December	31 December
	2013	2012
	%	%
Societe Generale S.A.	92.40	82.40
Mr. Potanin V. O.	7.03	7.03
VTB OJSC	-	10.00
Others	0.57	0.57
<b>Total</b>	<b>100.00</b>	<b>100.00</b>

In light of the legal proceedings against two managers of Rosbank which took place in May 2013, Societe Generale and its Russian subsidiary Rosbank have jointly put in place a number of measures to ensure that Rosbank continues to operate smoothly and according to high international business and compliance standards:

- The Board of Directors of Rosbank discontinued authority of Vladimir Golubkov as CEO of Rosbank.
- Rosbank was operating under the management of acting CEO of Rosbank, Igor Antonov, with the general supervision of the Board of Directors of Rosbank.
- An independent audit firm ZAO "Deloitte and Touche CIS" has been mandated to perform additional diligence and necessary investigations.
- In December 2013 the Board of Directors appointed Dmitrii Olyunin as a CEO of Rosbank after CBR approval.

These consolidated financial statements were authorised for issue on 15 April 2014 by the Management Board of ROSBANK.

## 2. Going concern

These consolidated financial statements have been prepared on the going concern basis. The Group has no intention or need to reduce substantially its business operations.

The management and shareholders have the intention to further develop the business of the Group in the Russian Federation both in corporate and retail segments. Management believes that the going concern assumption is appropriate for the Group due to its sufficient capital adequacy ratio and based on historical experience that short-term obligations will be refinanced in the normal course of business.

# ROSBANK GROUP

## NOTES TO THE CONSOLIDATED FINANCIAL STATEMENTS FOR THE YEAR ENDED 31 DECEMBER 2013

---

### 3. Basis of presentation

#### *Statement of compliance*

These consolidated financial statements have been prepared in accordance with International Financial Reporting Standards (“IFRS”) issued by the International Accounting Standards Board (“IASB”) and Interpretations issued by the International Financial Reporting Interpretations Committee (“IFRIC”).

#### *Other basis of presentation criteria*

These consolidated financial statements have been prepared assuming that the Group is a going concern and will continue operation for the foreseeable future.

These consolidated financial statements are presented in millions of Russian Roubles (“mRUB”), unless otherwise indicated.

These consolidated financial statements have been prepared under the historical cost basis, except for certain financial instruments that are measured at revalued amounts or fair values, and certain land and buildings that are measured at revalued amounts according to International Accounting Standard 16 “Property, plant and equipment” (“IAS 16”). Historical cost is generally based on the fair value of the consideration given in exchange for goods and services.

Fair value is the price that would be received to sell an asset or paid to transfer a liability in an orderly transaction between market participants at the measurement date, regardless of whether that price is directly observable or estimated using another valuation technique. In estimating the fair value of an asset or a liability, the Group takes into account the characteristics of the asset or liability if market participants would take those characteristics into account when pricing the asset or liability at the measurement date. Fair value for measurement and/or disclosure purposes in these consolidated financial statements is determined on such a basis, except for share-based payment transactions that are within the scope of IFRS 2, leasing transactions that are within the scope of IAS 17, and measurements that have some similarities to fair value but are not fair value, such as net realisable value in IAS 2 or value in use in IAS 36.

In addition, for financial reporting purposes, fair value measurements are categorised into Level 1, 2 or 3 based on the degree to which the inputs to the fair value measurements are observable and the significance of the inputs to the fair value measurement in its entirety, which are described as follows:

- Level 1 inputs are quoted prices (unadjusted) in active markets for identical assets or liabilities that the entity can access at the measurement date;
- Level 2 inputs are inputs, other than quoted prices included within Level 1, that are observable for the asset or liability, either directly or indirectly; and
- Level 3 inputs are unobservable inputs for the asset or liability.

The Bank and its consolidated companies, registered in the Russian Federation, maintain their accounting records in accordance with Russian Accounting Standards (RAS), foreign consolidated companies of the Bank maintain their accounting records in accordance with the law of the countries, in which they operate. These consolidated financial statements have been prepared from the statutory accounting records and have been adjusted to conform to IFRS.

The Group presents its statement of financial position broadly in order of liquidity. An analysis regarding recovery or settlement within 12 months after the statement of financial position date (current) and more than 12 months after the statement of financial position date (non-current) is presented in Note 41.

# ROSBANK GROUP

## NOTES TO THE CONSOLIDATED FINANCIAL STATEMENTS FOR THE YEAR ENDED 31 DECEMBER 2013

---

### Functional currency

Items included in the financial statements of each of the Group's entities are measured using the currency of the primary of the economic environment in which the entity operates (the "functional currency"). The functional currency of the parent of the Group is the Russian rouble (RUB). The presentational currency of the consolidated financial statements of the Group is the RUB. All values are rounded to the nearest million Rubles, except when otherwise indicated.

### Offset of financial assets and liabilities

Financial assets and liabilities are offset and the net amount reported in the consolidated statement of financial position only when there is a legally enforceable right to offset the recognized amounts and there is an intention to settle on a net basis or to realize the asset and settle the liability simultaneously. Income and expense is not offset in the consolidated statement of profit or loss unless required or permitted by any accounting standard or interpretation, and as specifically disclosed in the accounting policies of the Group.

The principal accounting policies are set out below.

## 4. Significant accounting policies

### Basis of consolidation

These consolidated financial statements incorporate the financial statements of ROSBANK and entities controlled by ROSBANK (its subsidiaries). Control is achieved when the Bank:

- Has power over the investee;
- Is exposed, or has rights, to variable returns from its involvement with the investee; and
- Has the ability to use its power to affect its returns.

The Bank reassesses whether or not it controls an investee if facts and circumstances indicate that there are changes to one or more of the three elements of control listed above.

When the Bank has less than a majority of the voting rights of an investee, it has power over the investee when the voting rights are sufficient to give it the practical ability to direct the relevant activities of the investee unilaterally. The Bank considers all relevant facts and circumstances in assessing whether or not the Bank's voting rights in an investee are sufficient to give it power, including:

- The size of the Bank's holding of voting rights relative to the size and dispersion of holdings of the other vote holders;
- Potential voting rights held by the Bank, other vote holders or other parties;
- Rights arising from other contractual arrangements; and
- Any additional facts and circumstances that indicate that the Bank has, or does not have, the current ability to direct the relevant activities at the time that decisions need to be made, including voting patterns at previous shareholders' meetings.

Consolidation of a subsidiary begins when the Bank obtains control over the subsidiary and ceases when the Bank loses control of the subsidiary. Specifically, income and expenses of a subsidiary acquired or disposed of during the year are included in the consolidated statement of profit or loss and other comprehensive income from the date the Bank gains control until the date when the Bank ceases to control the subsidiary.

Profit or loss and each component of other comprehensive income are attributed to the owners of the Bank and to the non-controlling interests. Total comprehensive income of subsidiaries is attributed to the owners of the Bank and to the non-controlling interests even if this results in the non-controlling interests having a deficit balance.

# ROSBANK GROUP

## NOTES TO THE CONSOLIDATED FINANCIAL STATEMENTS FOR THE YEAR ENDED 31 DECEMBER 2013

---

Where necessary, adjustments are made to the financial statements of subsidiaries to bring their accounting policies into line with the Group's accounting policies.

All significant intragroup assets and liabilities, equity, income, expenses and cash flows relating to transactions between members of the Group are eliminated in full on consolidation.

In translating the financial statements of a foreign subsidiary into the presentation currency for incorporation in the consolidated financial statements, the Group follows a translation policy in accordance with IAS 21 "The Effects of Changes in Foreign Exchange Rates" ("IAS 21"), in particular, performs the following procedures:

- Assets and liabilities, both monetary and non-monetary, of the foreign entity are translated at closing rate;
- Income and expense items of the foreign entity are translated at exchange rates at the dates of transactions;
- Equity items of the foreign entity are translated at exchange rates at the dates of transactions;
- All resulting exchange differences are classified as equity until the disposal of the investment;
- On disposal of the investment in the foreign entity related exchange differences are recognized in the consolidated statement of comprehensive income.

The results and financial position of subsidiary bank in Belarus (sold in year 2012) which economy is considered as hyperinflationary are translated into the presentation currency using the same methodology as for other subsidiaries except for the following:

- Assets and liabilities of the statement of financial position as of 31 December 2011 are restated according to IAS 29 and IAS 22 and translated at the applicable closing rate for the year.
- Income and expenses for the statement of comprehensive income for the year ended 31 December 2012 are translated at closing rates.

### **Business combinations involving entities or businesses under common control**

For the purpose of accounting of business combinations involving entities or businesses under common control (excluded from the scope of IFRS 3 'Business combinations') the Group considers pooling of interest as the most appropriate method to be used. A business combination involving entities or businesses under common control is a business combination in which all of the combining entities or businesses are ultimately controlled by the same party or parties both before and after the business combination, and the control is not transitory.

The pooling of interest method assumed the following rules:

- Assets and liabilities of the combined entities are stated at their net book value;
- No new goodwill is recorded as a result of the business combination, but is adjusted against equity;
- The income statement is drawn up from the date of the business combination;
- Comparative data is not restated.

### **Non-controlling interests**

Non-controlling interests represent the portion of profit or loss and net assets of subsidiaries not owned, directly or indirectly, by the Bank.

Non-controlling interests are presented separately in the consolidated statement of comprehensive income and within equity in the consolidated statement of financial position, separately from parent shareholders' equity.



# ROSBANK GROUP

## NOTES TO THE CONSOLIDATED FINANCIAL STATEMENTS FOR THE YEAR ENDED 31 DECEMBER 2013

---

### **Changes in the Group's ownership interests in existing subsidiaries**

Changes in the Group's ownership interests in subsidiaries that do not result in the Group losing control over the subsidiaries are accounted for as equity transactions. The carrying amounts of the Group's interests and the non-controlling interests are adjusted to reflect the changes in their relative interests in the subsidiaries. Any difference between the amount by which the non-controlling interests are adjusted and the fair value of the consideration paid or received is recognised directly in equity and attributed to owners of the Bank.

When the Group loses control of a subsidiary, a gain or loss is recognized in profit or loss and is calculated as the difference between (i) the aggregate of the fair value of the consideration received and the fair value of any retained interest and (ii) the previous carrying amount of the assets (including goodwill), and liabilities of the subsidiary and any non-controlling interests. All amounts previously recognised in other comprehensive income in relation to that subsidiary are accounted for as if the Group had directly disposed of the related assets or liabilities of the subsidiary (i.e. reclassified to profit or loss or transferred to another category of equity as specified/permitted by applicable IFRSs). The fair value of any investment retained in the former subsidiary at the date when control is lost is regarded as the fair value on initial recognition for subsequent accounting under International Accounting Standard ("IAS") 39, when applicable, the cost on initial recognition of an investment in an associate or a joint venture.

### **Recognition of income and expense**

#### ***Recognition of interest income and expense***

Interest income from a financial asset is recognized when it is probable that the economic benefits will flow to the Group and the amount of income can be measured reliably. Interest income and expense are recognized on an accrual basis using the effective interest method. The effective interest method is a method of calculating the amortized cost of a financial asset or a financial liability (or group of financial assets or financial liabilities) and of allocating the interest income or interest expense over the relevant period.

The effective interest rate is the rate that exactly discounts estimated future cash receipts (including all fees on points paid or received that form an integral part of the effective interest rate, transaction costs and other premiums or discounts) through the expected life of the debt instrument, or (where appropriate) a shorter period, to the net carrying amount on initial recognition.

Once a financial asset or a group of similar financial assets has been written down (partly written down) as a result of an impairment loss, interest income is thereafter recognized using the rate of interest used to discount the future cash flows for the purpose of measuring the impairment loss.

Interest earned on assets at fair value is classified within interest income.

#### **Recognition of income on repurchase and reverse repurchase agreements**

Gain/loss on the sale of the above instruments is recognized as interest income or expense in the income statement based on the difference between the repurchase price accreted to date using the effective interest method and the sale price when such instruments are sold to third parties. When the reverse repo/repo is fulfilled on its original terms, the effective yield/interest between the sale and repurchase price negotiated under the original contract is recognized using the effective interest method.

# ROSBANK GROUP

## NOTES TO THE CONSOLIDATED FINANCIAL STATEMENTS FOR THE YEAR ENDED 31 DECEMBER 2013

---

### *Recognition of income – other*

#### Recognition of fee and commission income

Loan origination fees are deferred, together with the related direct costs, and recognized as an adjustment to the effective interest rate of the loan. Where it is probable that a loan commitment will lead to a specific lending arrangement, the loan commitment fees are deferred, together with the related direct costs, and recognized as an adjustment to the effective interest rate of the resulting loan. Where it is unlikely that a loan commitment will lead to a specific lending arrangement, the loan commitment fees are recognized in the consolidated statement of comprehensive income over the remaining period of the loan commitment. Where a loan commitment expires without resulting in a loan, the loan commitment fee is recognized in the consolidated statement of comprehensive income on expiry. Loan servicing fees are recognized as revenue as the services are provided. Loan syndication fees are recognized in the consolidated statement of comprehensive income when the syndication has been completed. All other commissions are recognized when services are provided.

#### Recognition of dividend income

Dividend income from investments is recognized when the shareholder's right to receive payment has been established (provided that it is probable that the economic benefits will flow to the Group and the amount of income can be measured reliably).

#### Recognition of rental income

The Bank's policy for recognition of income as a lessor is set out in the "leases" section of this footnote.

#### Recognition of trustee (fiduciary) services income

Income is recognized as services are provided.

### **Recognition and measurement of financial instruments**

The Group recognizes financial assets and liabilities on its consolidated statement of financial position when it becomes a party to the contractual obligations of the instrument. Regular way purchases and sales of financial assets and liabilities are recognized using settlement date accounting. Regular way purchases of financial instruments that will be subsequently measured at fair value between trade date and settlement date are accounted for in the same way as for acquired instruments. Regular way purchases or sales are purchases or sales of financial assets that require delivery of assets within the time frame established by regulation or convention in the marketplace.

Financial assets and financial liabilities are initially measured at fair value. Transaction costs that are directly attributable to the acquisition or issue of financial assets and financial liabilities (other than financial assets and financial liabilities at fair value through profit or loss) are added to or deducted from the fair value of the financial assets or financial liabilities, as appropriate, on initial recognition. Transaction costs directly attributable to the acquisition of financial assets or financial liabilities at fair value through profit or loss are recognized immediately in profit or loss.

### **Financial assets**

Financial assets are classified into the following specified categories: financial assets 'at fair value through profit or loss' (FVTPL), 'held-to-maturity' investments, 'available-for-sale' (AFS) financial assets and 'loans and receivables'. The classification depends on the nature and purpose of the financial assets and is determined at the time of initial recognition.

## ROSBANK GROUP

### NOTES TO THE CONSOLIDATED FINANCIAL STATEMENTS FOR THE YEAR ENDED 31 DECEMBER 2013

---

#### ***Financial assets at FVTPL***

Financial assets are classified as at FVTPL when the financial asset is either held for trading or it is designated as at FVTPL.

A financial asset is classified as held for trading if:

- It has been acquired principally for the purpose of selling it in the near term; or
- On initial recognition it is part of a portfolio of identified financial instruments that the Group manages together and has a recent actual pattern of short-term profit-taking; or
- It is a derivative that is not designated and effective as a hedging instrument.

A financial asset other than a financial asset held for trading may be designated as at FVTPL upon initial recognition if:

- Such designation eliminates or significantly reduces a measurement or recognition inconsistency that would otherwise arise; or
- The financial asset forms part of a group of financial assets or financial liabilities or both, which is managed and its performance is evaluated on a fair value basis, in accordance with the Group's documented risk management or investment strategy, and information about the grouping is provided internally on that basis; or
- It forms part of a contract containing one or more embedded derivatives, and IAS 39 *Financial Instruments: Recognition and Measurement* permits the entire combined contract (asset or liability) to be designated as at FVTPL.

Financial assets at fair value through profit or loss are initially recorded and subsequently measured at fair value. The Group uses quoted market prices to determine fair value for financial assets at fair value through profit or loss. The fair value adjustment on financial assets at fair value through profit or loss is recognized in the consolidated statement of comprehensive income for the period. The net gain or loss recognised in profit or loss incorporates any dividend and interest earned on the financial asset and is included in the 'other gains and losses' and 'interest income' line item, respectively, in the statement of profit or loss. The Group does not reclassify financial instruments in or out of this category while they are held (except the cases of reclassification in accordance with amendments to IAS 39 "Financial Instruments: Recognition and Measurement" and IFRS 7 "Financial instruments: Disclosure").

The Group enters into derivative financial instruments to manage currency and liquidity risks and for trading purposes. These instruments include forwards on foreign currency, precious metals and securities.

#### **Financial derivatives and hedge accounting**

All financial derivatives are recognized at fair value in the consolidated statement of financial position as financial assets or financial liabilities. Changes in the fair value of financial derivatives, except those designated as cash flow hedges (see below), are recognized in the consolidated statement of comprehensive income for the period.

Financial derivatives are divided into two categories:

- Trading financial derivatives.

Derivative instruments are considered to be trading financial derivatives by default, unless they are designated as hedging instruments for accounting purposes. They are booked in the consolidated statement of financial position under *Financial assets or liabilities at fair value through profit or loss*. Changes in fair value are recorded in the consolidated statement of comprehensive income under *Net gains and losses on financial instruments at fair value through profit or loss*.

## ROSBANK GROUP

### NOTES TO THE CONSOLIDATED FINANCIAL STATEMENTS FOR THE YEAR ENDED 31 DECEMBER 2013

---

Changes in the fair value of financial derivatives involving counterparties which subsequently went into default are recorded under *Net gains and losses on financial instruments at fair value through profit or loss* until the termination date of these instruments. At this termination date, receivables and debts on these counterparties are recognized at fair value in the consolidated statement of financial position. Any further impairment on these receivables is recognized under *Provision for impairment losses* in the consolidated statement of comprehensive income.

- Derivative hedging instruments.

To designate an instrument as a derivative hedging instrument, the Group must document the hedging relationship at the inception of the hedge. This documentation specifies the asset, liability, or future transaction hedged, the risk to be hedged, the type of financial derivative used and the valuation method applied to measure its effectiveness. The derivative designated as a hedging instrument must be highly effective in offsetting the change in fair value or cash flows arising from the hedged risk, both when the hedge is first set up and throughout its life. Derivative hedging instruments are recognized in the consolidated statement of financial position under *Hedging instruments*.

Depending on the risk hedged, the Group designates the derivative as a fair value hedge, or a cash flow hedge.

#### *Fair value hedge*

In a fair value hedge, the carrying value of the hedged item is adjusted for gains and losses attributable to the hedged risk, which are reported under *Net gains and losses on financial instruments at fair value through profit or loss*. As the hedging is highly effective, changes in the fair value of the hedged item are faithfully reflected in the fair value of the derivative hedging instrument. As regards interest rate derivatives, accrued interest income or expenses are booked in the consolidated statement of comprehensive income under *Interest income and expense – Hedging derivatives* at the same time as the interest income or expense related to the hedged item.

If it becomes apparent that the derivative has ceased to meet the effectiveness criteria for hedge accounting or if it is sold, hedge accounting is discontinued prospectively. Thereafter, the carrying amount of the hedged asset or liability ceases to be adjusted for changes in fair value and the cumulative adjustments previously recognized under hedge accounting are amortised over its remaining life. Hedge accounting is discontinued automatically if the hedged item is sold before maturity or redeemed early.

#### *Cash flow hedge*

In a cash flow hedge, the effective portion of the changes in fair value of the hedging derivative instrument is recognized in a specific equity account, while the ineffective portion is recognized in the consolidated statement of comprehensive income under *Net gains and losses on financial instruments at fair value through profit or loss*.

Amounts directly recognized in equity under the cash flow hedge accounting are reclassified in *Interest income and expenses* in the consolidated statement of comprehensive income at the same time as the cash flows being hedged. Accrued interest income or expense on hedging derivatives is booked to the consolidated statement of comprehensive income under *Interest income and expenses – Hedging derivatives* at the same time as the interest income or expense related to the hedged item.

Whenever the hedging derivative ceases to meet the effectiveness criteria for hedge accounting or is terminated or sold, hedge accounting is discontinued prospectively. Amounts previously recognized directly in equity are reclassified under *Interest income and expenses* in the consolidated statement of comprehensive income over the periods where the interest margin is affected by cash flows arising from the hedged item. If the hedged item is sold or redeemed earlier than expected or if the forecast transaction hedged ceases to be highly probable, unrealized gains and losses booked to equity are immediately reclassified in the consolidated statement of comprehensive income.

# ROSBANK GROUP

## NOTES TO THE CONSOLIDATED FINANCIAL STATEMENTS FOR THE YEAR ENDED 31 DECEMBER 2013

---

### ***Embedded derivatives***

Derivatives embedded in other financial instruments or other host contracts are treated as separate derivatives when their risks and characteristics are not closely related to those of the host contracts and the host contracts are not measured at FVTPL.

### ***Available-for-sale financial assets***

Available-for-sale financial assets are non-derivatives that are either designated as available-for-sale or are not classified as (a) loans and receivables, (b) held to maturity investments or (c) financial assets at fair value through profit or loss.

Listed shares and listed redeemable notes held by the Group that are traded in an active market are classified as AFS and are stated at fair value. The Group also has investments in unlisted shares that are not traded in an active market but that are also classified as AFS financial assets and stated at fair value (because the Group management considers that fair value can be reliably measured). The Group uses quoted market prices to determine the fair value for the Group's investments available-for-sale. If the market for investments is not active, the Group establishes fair value by using valuation techniques. Valuation techniques include using recent arm's length market transactions between knowledgeable, willing parties, reference to the current fair value of another instrument that is substantially the same, discounted cash flow analysis and option pricing models. If there is a valuation technique commonly used by market participants to price the instrument and that technique has been demonstrated to provide reliable estimates of prices obtained in actual market transactions, the Group uses that technique.

Gains and losses arising from changes in fair value are recognised in other comprehensive income and accumulated in the investments revaluation reserve, with the exception of other-than-temporary impairment losses, interest calculated using the effective interest method, dividend income and foreign exchange gains and losses on monetary assets, which are recognised in profit or loss. Where the investment is disposed of or is determined to be impaired, the cumulative gain or loss previously accumulated in the investments revaluation reserve is reclassified to profit or loss.

The fair value of AFS monetary assets denominated in a foreign currency is determined in that foreign currency and translated at the spot rate at the end of the reporting period. The foreign exchange gains and losses that are recognised in profit or loss are determined based on the amortised cost of the monetary asset. Other foreign exchange gains and losses are recognised in other comprehensive income.

AFS equity investments that do not have a quoted market price in an active market and whose fair value cannot be reliably measured are measured at cost less any identified impairment losses at the end of each reporting period.

### ***Loans and receivables***

Trade receivables, loans, and other receivables that have fixed or determinable payments that are not quoted in an active market (including balances with the Central Bank of the Russian Federation, due from banks, loans to customers and other financial assets) are classified as 'loans and receivables'. Loans and receivables are measured at amortised cost using the effective interest method, less any impairment. Interest income is recognised by applying the effective interest rate, except for short-term receivables when the recognition of interest would be immaterial.

Loans to customers granted by the Group are initially recognized at fair value plus related transaction costs that directly relate to acquisition or creation of such financial assets. Where the fair value of consideration given does not equal the fair value of the loan, for example where the loan is issued at lower than market rates, the difference between the fair value of consideration given and the fair value of the loan is recognized as a loss on initial recognition of the loan and included in the consolidated statement of comprehensive income according to nature of the losses.

## ROSBANK GROUP

### NOTES TO THE CONSOLIDATED FINANCIAL STATEMENTS FOR THE YEAR ENDED 31 DECEMBER 2013

---

#### ***Securities repurchase and reverse repurchase agreements and lending transactions***

In the normal course of business, the Group enters into sale and purchase back agreements (“repos”) and purchase and sale back agreements (“reverse repos”). Repos and reverse repos are utilized by the Group as an element of its treasury management.

A repo is an agreement to transfer a financial asset to another party in exchange for cash or other consideration and a concurrent obligation to reacquire the financial assets at a future date for an amount equal to the cash or other consideration exchanged plus interest. These agreements are accounted for as financing transactions. Financial assets sold under repo are retained in the consolidated financial statements and consideration received under these agreements is recorded as collateralized deposit received within balances due to banks/customer accounts.

Assets purchased under reverse repos are recorded in the consolidated financial statements as cash placed on deposit collateralized by securities and other assets and are classified within balances due from banks/loans to customers.

In the event that assets purchased under reverse repo are sold to third parties, the results are recorded with the gain or loss included in net gains/(losses) on respective assets. Any related income or expense arising from the pricing difference between purchase and sale of the underlying assets is recognized as interest income or expense in the consolidated statement of comprehensive income.

The Group enters into securities repurchase agreements and securities lending transactions under which it receives or transfers collateral in accordance with normal market practice. Under standard terms for repurchase transactions in the Russian Federation (“RF”) and other CIS states, the recipient of collateral has the right to sell or repledge the collateral, subject to returning equivalent securities on settlement of the transaction, only if the counterparty fails to meet its obligations per the agreement on the lending transaction.

The transfer of securities to counterparties is only reflected on the statement of financial position if the risks and rewards of ownership are also transferred.

#### ***Impairment of financial assets***

Financial assets, other than those at FVTPL, are assessed for indicators of impairment at the end of each reporting period. Financial assets are considered to be impaired when there is objective evidence that, as a result of one or more events that occurred after the initial recognition of the financial asset, the estimated future cash flows of the investment have been affected.

For listed and unlisted equity investments classified as AFS, a significant or prolonged decline in the fair value of the security below its cost is considered to be objective evidence of impairment.

For all other financial assets, objective evidence of impairment could include:

- Significant financial difficulty of the issuer or counterparty; or
- Breach of contract, such as default or delinquency in interest or principal payments
- Default or delinquency in interest or principal payments; or
- It becoming probable that the borrower will enter bankruptcy or financial re-organisation; or
- Disappearance of an active market for that financial asset because of financial difficulties.

For certain categories of financial asset, such as loans and receivables, assets that are assessed not to be impaired individually are, in addition, assessed for impairment on a collective basis. Objective evidence of impairment for a portfolio of loans and receivables could include the Group’s past experience of collecting payments, an increase in the number of delayed payments in the portfolio, as well as observable changes in national or local economic conditions that correlate with default on receivables.

For financial assets carried at amortised cost, the amount of the impairment loss recognised is the difference between the asset’s carrying amount and the present value of estimated future cash flows, discounted at the financial asset’s original effective interest rate.

## ROSBANK GROUP

### NOTES TO THE CONSOLIDATED FINANCIAL STATEMENTS FOR THE YEAR ENDED 31 DECEMBER 2013

---

For financial assets carried at cost, the amount of the impairment loss is measured as the difference between the asset's carrying amount and the present value of the estimated future cash flows discounted at the current market rate of return for a similar financial asset. Such impairment loss will not be reversed in subsequent periods.

The carrying amount of the financial asset is reduced by the impairment loss directly for all financial assets with the exception of loans and receivables, where the carrying amount is reduced through the use of an allowance account. When a loan or a receivable is considered uncollectible, it is written off against the allowance account. Subsequent recoveries of amounts previously written off are credited against the allowance account. Changes in the carrying amount of the allowance account are recognised in profit or loss.

When an AFS financial asset is considered to be impaired, cumulative gains or losses previously recognised in other comprehensive income are reclassified to profit or loss in the period.

For financial assets measured at amortized cost, if, in a subsequent period, the amount of the impairment loss decreases and the decrease can be related objectively to an event occurring after the impairment was recognized, the previously recognized impairment loss is reversed through profit or loss to the extent that the carrying amount of the investment at the date the impairment is reversed does not exceed what the amortized cost would have been had the impairment not been recognized.

In respect of AFS equity securities, impairment losses previously recognized in profit or loss are not reversed through profit or loss. Any increase in fair value subsequent to an impairment loss recognized in other comprehensive income and accumulated under the heading of investments revaluation reserve.

In respect of AFS debt securities, impairment losses are subsequently reversed through profit or loss if an increase in the fair value of the investment can be objectively related to an event occurring after the recognition of the impairment loss.

It should be noted that the evaluation of losses includes a subjective factor. The management of the Group believes that the amount of recorded impairment is sufficient to cover losses incurred on assets subject to risks at the reporting date, although it is not improbable that in certain periods the Group can incur losses greater compared to recorded impairment.

#### ***Renegotiated loans***

Where possible, the bank seeks to restructure loans rather than to take possession of collateral. This may involve extending the payment arrangements and the agreement of new loan conditions. Once the terms have been renegotiated any impairment is measured using the original effective interest rate as calculated before the modification of terms and the loan is no longer considered past due. Management continually reviews renegotiated loans to ensure that all criteria are met and that future payments are likely to occur. The loans continue to be subject to an individual or collective impairment assessment, calculated using the loan's original effective interest rate.

#### ***Write off of loans and advances***

Loans and advances are written off against the allowance for impairment losses when deemed uncollectible. Loans and advances are written off after management has exercised all possibilities available to collect amounts due to the Group and after the Group has sold all available collateral. Subsequent recoveries of amounts previously written off are reflected as an offset to the charge for impairment of financial assets in the consolidated statement of comprehensive income in the period of recovery.

# ROSBANK GROUP

## NOTES TO THE CONSOLIDATED FINANCIAL STATEMENTS FOR THE YEAR ENDED 31 DECEMBER 2013

---

### ***Derecognition of financial assets***

The Group derecognizes a financial asset only when the contractual rights to the cash flows from the asset expire, or when it transfers the financial asset and substantially all the risks and rewards of ownership of the asset to another party. If the Group neither transfers nor retains substantially all the risks and rewards of ownership and continues to control the transferred asset, the Group recognizes its retained interest in the asset and an associated liability for amounts it may have to pay. If the Group retains substantially all the risks and rewards of ownership of a transferred financial asset, the Group continues to recognise the financial asset and also recognises a collateralised borrowing for the proceeds received.

On derecognition of a financial asset in its entirety, the difference between the asset's carrying amount and the sum of the consideration received and receivable and the cumulative gain or loss that had been recognized in other comprehensive income and accumulated in equity is recognized in profit or loss.

On derecognition of a financial asset other than in its entirety (e.g. when the Group retains an option to repurchase part of a transferred asset), the Group allocates the previous carrying amount of the financial asset between the part it continues to recognize under continuing involvement, and the part it no longer recognises on the basis of the relative fair values of those parts on the date of the transfer. The difference between the carrying amount allocated to the part that is no longer recognised and the sum of the consideration received for the part no longer recognised and any cumulative gain or loss allocated to it that had been recognised in other comprehensive income is recognized in profit or loss. A cumulative gain or loss that had been recognised in other comprehensive income is allocated between the part that continues to be recognised and the part that is no longer recognised on the basis of the relative fair values of those parts.

### **Financial liabilities and equity instruments issued**

#### ***Classification as debt or equity***

Debt and equity instruments are classified as either financial liabilities or as equity in accordance with the substance of the contractual arrangements and the definitions of a financial liability and an equity instrument.

#### ***Equity instruments***

An equity instrument is any contract that evidences a residual interest in the assets of an entity after deducting all of its liabilities. Equity instruments issued by the Group are recognised at the proceeds received, net of direct issue costs.

Repurchase of the Group's own equity instruments is recognized and deducted directly in equity. No gain or loss is recognized in profit or loss on the purchase, sale, issue or cancellation of the Group's own equity instruments.

#### ***Financial liabilities***

Financial liabilities are classified as either financial liabilities 'at FVTPL' or 'other financial liabilities'.

#### ***Financial liabilities at FVTPL***

Financial liabilities are classified as at FVTPL when the financial liability is either held for trading or it is designated as at FVTPL.

A financial liability is classified as held for trading if:

- It has been incurred principally for the purpose of repurchasing it in the near term; or
- On initial recognition it is part of a portfolio of identified financial instruments that the Group manages together and has a recent actual pattern of short-term profit-taking; or
- It is a derivative that is not designated and effective as a hedging instrument.



# ROSBANK GROUP

## NOTES TO THE CONSOLIDATED FINANCIAL STATEMENTS FOR THE YEAR ENDED 31 DECEMBER 2013

---

A financial liability other than a financial liability held for trading may be designated as at FVTPL upon initial recognition if:

- Such designation eliminates or significantly reduces a measurement or recognition inconsistency that would otherwise arise; or
- The financial liability forms part of a group of financial assets or financial liabilities or both, which is managed and its performance is evaluated on a fair value basis, in accordance with the Group's documented risk management or investment strategy, and information about the grouping is provided internally on that basis; or
- It forms part of a contract containing one or more embedded derivatives, and IAS 39 *Financial Instruments: Recognition and Measurement* permits the entire combined contract (asset or liability) to be designated as at FVTPL.

Financial liabilities at fair value through profit or loss are initially recorded and subsequently measured at fair value. The Group uses quoted market prices to determine fair value for financial liabilities at fair value through profit or loss. The fair value adjustment on financial liabilities at fair value through profit or loss is recognized in the consolidated statement of comprehensive income for the period. The net gain or loss recognised in profit or loss incorporates any interest paid on the financial liability and is included in the 'interest expenses' line item in the statement of profit or loss.

### ***Other financial liabilities***

Other financial liabilities (including depository instruments with the Central Bank of the Russian Federation, deposits by banks and customers, repurchase agreements, debt securities issued, other borrowed funds, subordinated debt and other financial liabilities) are initially measured at fair value, net of transaction costs.

Other financial liabilities are subsequently measured at amortised cost using the effective interest method, with interest expense recognised on an effective yield basis.

The effective interest method is a method of calculating the amortised cost of a financial liability and of allocating interest expense over the relevant period. The effective interest rate is the rate that exactly discounts estimated future cash payments (including all fees and points paid or received that form an integral part of the effective interest rate, transaction costs and other premiums or discounts) through the expected life of the financial liability, or (where appropriate) a shorter period, to the net carrying amount on initial recognition.

### **Financial guarantee contracts issued and letters of credit**

Financial guarantee contracts and letters of credit issued by the Group provide for specified payments to be made in order to reimburse the holder for a loss incurred such that payments are made when a specified debtor fails to make payment when due under the original or modified terms of a debt instrument. Such financial guarantee contracts and letters of credit issued are initially recognized at fair value. Subsequently they are measured at the higher of (a) the amount recognized as a provision in accordance with IAS 37 "Provisions, Contingent Liabilities and Contingent Assets"; and (b) the amount initially recognized less, where appropriate, cumulative amortization of initial premium revenue received over the financial guarantee contracts or letter of credit issued.

### ***Derecognition of financial liabilities***

The Group derecognises financial liabilities when, and only when, the Group's obligations are discharged, cancelled or they expire. Where an existing financial liability is replaced by another from the same lender on substantially different terms, or the terms of an existing liability are substantially modified, such an exchange or modification is treated as a derecognition of the original liability and the recognition of a new liability. The difference between the carrying amount of the financial liability derecognized and the consideration paid and payable is recognized in profit and loss.

# ROSBANK GROUP

## NOTES TO THE CONSOLIDATED FINANCIAL STATEMENTS FOR THE YEAR ENDED 31 DECEMBER 2013

---

### **Leases**

Leases are classified as finance leases whenever the terms of the lease transfer substantially all the risks and rewards of ownership to the lessee. All other leases are classified as operating leases.

#### ***The Group as lessor***

Amounts due from lessees under finance leases are recognised as receivables at the amount of the Group's net investment in the leases. Finance lease income is allocated to accounting periods so as to reflect a constant periodic rate of return on the Group's net investment outstanding in respect of the leases.

Rental income from operating leases is recognised on a straight-line basis over the term of the relevant lease. Initial direct costs incurred in negotiating and arranging an operating lease are added to the carrying amount of the leased asset and recognised on a straight-line basis over the lease term.

### **Cash and cash equivalents**

Cash and cash equivalents include cash on hand, unrestricted balances on correspondent and term deposit accounts with the central banks and advances to banks with original maturity within 90 days, which are free from contractual encumbrances.

### **Minimum reserve deposits with the Central Bank of the Russian Federation**

Minimum reserve deposits with the Central Bank of the Russian Federation represent the amount of obligatory reserves deposited with the Central Bank of the Russian Federation in accordance with requirements established by the Central Bank of the Russian Federation, which subject to restrictions on their availability. In view of the above the amount of the minimum reserve deposit required by the Central Bank of the Russian Federation is not included as a cash equivalent.

### **Due from banks**

In the normal course of business, the Group maintains advances and deposits for various periods of time with other banks. Due from banks are initially recognized at fair value. Due from banks are subsequently measured at amortized cost using the effective interest method. Amounts due from credit institutions are carried net of any allowance for impairment losses.

### **Repossessed assets**

In certain circumstances, assets are repossessed following the foreclosure on loans that are in default. Repossessed assets are measured at the lower of carrying amount and fair value less costs to sell.

### **Property and equipment**

Property and equipment, except land and buildings, acquired after 1 January 2003 are carried at historical cost less accumulated depreciation and any recognized impairment loss, if any. Property and equipment and intangible assets, acquired before 1 January 2003 are carried at historical cost restated for inflation less accumulated depreciation and any recognized impairment loss, if any.

Leasehold improvements are amortized over the life of the related leased asset. Expenses related to repairs and renewals are charged when incurred and included in operating expenses unless they qualify for capitalization.

Land and buildings held for use in supply of services, or for administrative purposes, are stated in the consolidated statement of financial position at their revalued amounts, being the fair value at the date of revaluation, determined from market-based evidence by appraisal undertaken by professional independent appraisers, less any subsequent accumulated depreciation and subsequent accumulated impairment losses. Revaluations are performed with sufficient regularity such that the carrying amount does not differ materially from that which would be determined using fair values at the reporting date.

**ROSBANK GROUP**

**NOTES TO THE CONSOLIDATED FINANCIAL STATEMENTS  
FOR THE YEAR ENDED 31 DECEMBER 2013**

---

Any revaluation increase arising on the revaluation of such land and buildings is credited to the property and equipment revaluation reserve, except to the extent that it reverses a revaluation decrease for the same asset previously recognized as an expense, in which case the increase is credited to the consolidated statement of comprehensive income to the extent of the decrease previously charged. A decrease in carrying amount arising on the revaluation of such land and buildings is charged as an expense to the extent that it exceeds the balance, if any, held in the property and equipment revaluation reserve relating to a previous revaluation of that asset.

Market value of property is assessed using three methods:

- The comparable sales method which involves analysis of market sales prices for similar real estate property;
- The income-based method which assumes a direct relationship between revenues generated by the property and its market value;
- The costs method which presumes the value of property to be equal to its recoverable amount less any depreciation charges.

Depreciation on revalued buildings is charged to the consolidated statement of comprehensive income. On the subsequent sale or retirement of a revalued property, the attributable revaluation surplus remaining in the property and equipment revaluation reserve is transferred directly to retained earnings.

Freehold land is not depreciated.

Depreciation is recognised so as to write off the cost or valuation of assets (other than freehold land and properties under construction) less their residual values over their useful lives, using the straight-line method. The estimated useful lives, residual values and depreciation method are reviewed at the end of each reporting period, with the effect of any changes in estimate accounted for on a prospective basis at the following annual rates:

Buildings	2%
Equipment	20%
Others	Over useful life of 3-10 years

An item of property and equipment is derecognised upon disposal or when no future economic benefits are expected to arise from the continued use of the asset. Any gain or loss arising on the disposal or retirement of an item of property and equipment is determined as the difference between the sales proceeds and the carrying amount of the asset and is recognised in profit or loss.

**Intangible assets**

***Intangible assets acquired separately***

Intangible assets with finite useful lives that are acquired separately are carried at cost less accumulated amortisation and accumulated impairment losses. Amortisation is recognised on a straight-line basis over their estimated useful lives. The estimated useful life and amortisation method are reviewed at the end of each reporting period, with the effect of any changes in estimate being accounted for on a prospective basis. Intangible assets with indefinite useful lives that are acquired separately are carried at cost less accumulated impairment losses.

### ***Internally-generated intangible assets – research and development expenditure***

Expenditure on research activities is recognised as an expense in the period in which it is incurred.

An internally-generated intangible asset arising from development (or from the development phase of an internal project) is recognised if, and only if, all of the following have been demonstrated:

- The technical feasibility of completing the intangible asset so that it will be available for use or sale;
- The intention to complete the intangible asset and use or sell it;
- The ability to use or sell the intangible asset;
- How the intangible asset will generate probable future economic benefits;
- The availability of adequate technical, financial and other resources to complete the development and to use or sell the intangible asset; and
- The ability to measure reliably the expenditure attributable to the intangible asset during its development.

The amount initially recognised for internally-generated intangible assets is the sum of the expenditure incurred from the date when the intangible asset first meets the recognition criteria listed above. Where no internally-generated intangible asset can be recognised, development expenditure is recognised in profit or loss in the period in which it is incurred.

Subsequent to initial recognition, internally-generated intangible assets are reported at cost less accumulated amortisation and accumulated impairment losses, on the same basis as intangible assets that are acquired separately.

### ***Derecognition of intangible assets***

An intangible asset is derecognised on disposal, or when no future economic benefits are expected from use or disposal. Gains or losses arising from derecognition of an intangible asset, measured as the difference between the net disposal proceeds and the carrying amount of the asset, and are recognised in profit or loss when the asset is derecognised.

### **Impairment of tangible and intangible assets other than goodwill**

At the end of each reporting period, the Group reviews the carrying amounts of its tangible and intangible assets to determine whether there is any indication that those assets have suffered an impairment loss. If any such indication exists, the recoverable amount of the asset is estimated in order to determine the extent of the impairment loss (if any). Where it is not possible to estimate the recoverable amount of an individual asset, the Group estimates the recoverable amount of the cash-generating unit to which the asset belongs. When a reasonable and consistent basis of allocation can be identified, corporate assets are also allocated to individual cash-generating units, or otherwise they are allocated to the smallest group of cash-generating units for which a reasonable and consistent allocation basis can be identified.

Intangible assets with indefinite useful lives and intangible assets not yet available for use are tested for impairment at least annually, and whenever there is an indication that the asset may be impaired.

Recoverable amount is the higher of fair value less costs to sell and value in use. In assessing value in use, the estimated future cash flows are discounted to their present value using a pre-tax discount rate that reflects current market assessments of the time value of money and the risks specific to the asset for which the estimates of future cash flows have not been adjusted.

If the recoverable amount of an asset (or cash-generating unit) is estimated to be less than its carrying amount, the carrying amount of the asset (or cash-generating unit) is reduced to its recoverable amount. An impairment loss is recognised immediately in profit or loss, unless the relevant asset is carried at a revalued amount, in which case the impairment loss is treated as a revaluation decrease.

# ROSBANK GROUP

## NOTES TO THE CONSOLIDATED FINANCIAL STATEMENTS FOR THE YEAR ENDED 31 DECEMBER 2013

---

Where an impairment loss subsequently reverses, the carrying amount of the asset (or a cash-generating unit) is increased to the revised estimate of its recoverable amount, but so that the increased carrying amount does not exceed the carrying amount that would have been determined had no impairment loss been recognised for the asset (or cash-generating unit) in prior years. A reversal of an impairment loss is recognised immediately in profit or loss, unless the relevant asset is carried at a revalued amount, in which case the reversal of the impairment loss is treated as a revaluation increase.

### **Precious metals**

Assets and liabilities denominated in precious metals are translated at the current rate computed based on the second fixing of the London Metal Exchange rates, using the RUB/USD exchange rate effective at the date. Changes in the bid prices are recorded in net loss on operations with precious metals operations.

### **Taxation**

Income tax expense represents the sum of the current and deferred tax expense.

#### ***Current tax***

The current tax expense is based on taxable profit for the year. Taxable profit differs from net profit before tax as reported in the consolidated statement of comprehensive income because it excludes items of income or expense that are taxable or deductible in other years and it further excludes items that are never taxable or deductible. The Group's current tax expense is calculated using tax rates that have been enacted during the reporting period.

#### ***Deferred tax***

Deferred tax is the tax expected to be payable or recoverable on differences between the carrying amounts of assets and liabilities in the financial statements and the corresponding tax bases used in the computation of taxable profit. Deferred tax liabilities are generally recognised for all taxable temporary differences. Deferred tax assets are generally recognised for all deductible temporary differences to the extent that it is probable that taxable profits will be available against which those deductible temporary differences can be utilised. Such deferred tax assets and liabilities are not recognised if the temporary difference arises from goodwill or from the initial recognition (other than in a business combination) of other assets and liabilities in a transaction that affects neither the taxable profit nor the accounting profit.

Deferred tax liabilities are recognized for taxable temporary differences arising on investments in subsidiaries and associates, and interests in joint ventures, except where the Group is able to control the reversal of the temporary difference and it is probable that the temporary difference will not reverse in the foreseeable future. Deferred tax assets arising from deductible temporary differences associated with such investments and interests are only recognized to the extent that it is probable that there will be sufficient taxable profits against which to utilize the benefits of the temporary differences and they are expected to reverse in the foreseeable future.

The carrying amount of deferred tax assets is reviewed at each reporting date and reduced to the extent that it is no longer probable that sufficient taxable profits will be available to allow all or part of the asset to be recovered.

Deferred tax assets and liabilities are measured at the tax rates that are expected to apply in the period in which the liability is settled or the asset realised, based on tax rates (and tax laws) that have been enacted or substantively enacted by the end of the reporting period.

The measurement of deferred tax liabilities and assets reflects the tax consequences that would follow from the manner in which the Group expects, at the end of the reporting period, to recover or settle the carrying amount of its assets and liabilities.

# ROSBANK GROUP

## NOTES TO THE CONSOLIDATED FINANCIAL STATEMENTS FOR THE YEAR ENDED 31 DECEMBER 2013

---

Deferred income tax assets and deferred income tax liabilities are offset and reported net on the statement of financial position if:

- The Group has a legally enforceable right to set off current income tax assets against current income tax liabilities; and
- Deferred income tax assets and the deferred income tax liabilities relate to income taxes levied by the same taxation authority on the same taxable entity.

### ***Current and deferred tax for the year***

Current and deferred tax are recognised in profit or loss, except when they relate to items that are recognised in other comprehensive income or directly in equity, in which case, the current and deferred tax are also recognised in other comprehensive income or directly in equity respectively. Where current tax or deferred tax arises from the initial accounting for a business combination, the tax effect is included in the accounting for the business combination.

### ***Operating taxes***

Countries where the Group operates also have various other taxes, which are assessed on the Group's activities. These taxes are included as a component of operating expenses in the consolidated statement of comprehensive income.

### **Provisions**

Provisions are recognised when the Group has a present obligation (legal or constructive) as a result of a past event, it is probable that the Group will be required to settle the obligation, and a reliable estimate can be made of the amount of the obligation.

The amount recognised as a provision is the best estimate of the consideration required to settle the present obligation at the end of the reporting period, taking into account the risks and uncertainties surrounding the obligation. When a provision is measured using the cash flows estimated to settle the present obligation, its carrying amount is the present value of those cash flows (where the effect of the time value of money is material).

When some or all of the economic benefits required to settle a provision are expected to be recovered from a third party, a receivable is recognised as an asset if it is virtually certain that reimbursement will be received and the amount of the receivable can be measured reliably.

### **Contingencies**

Contingent liabilities are not recognized in the consolidated statement of financial position but are disclosed unless the possibility of any outflow in settlement is remote. A contingent asset is not recognized in the consolidated statement of financial position but disclosed when an inflow of economic benefits is probable.

### **Fiduciary activities**

The Group provides trustee services to its customers. The Group also provides depositary services to its customers which include transactions with securities on their depositary accounts. Assets accepted and liabilities incurred under the fiduciary activities are not included in the Group's financial statements. The Group accepts the operational risk on these activities, but the Group's customers bear the credit and market risks associated with such operations. Revenue for provision of trustee services is recognized as services are provided.

# ROSBANK GROUP

## NOTES TO THE CONSOLIDATED FINANCIAL STATEMENTS FOR THE YEAR ENDED 31 DECEMBER 2013

---

### Share capital, share premium and treasury shares

Contributions to share capital made before 1 January 2003 are recognized at their cost restated for inflation. Contributions to share capital made after 1 January 2003 are recognized at cost. Share premium represents the excess of contributions over the nominal value of the shares issued.

Costs directly attributable to the issue of new shares, other than on a business combination, are deducted from equity net of any related income taxes.

Treasury shares are deducted directly from the Group's equity.

Dividends on ordinary shares are recognized in equity as a reduction in the period in which they are declared. Dividends that are declared after the reporting date are treated as a subsequent event under IAS 10 "Events after the Reporting Period" ("IAS 10") and disclosed accordingly.

### Retirement and other benefit obligations

The Group does not have any pension arrangements separate from the State pension system of the Russian Federation and other countries, which require current contributions by the Group calculated as a percentage of current gross salary payments. Such expense is charged in the period the related salaries are earned. Upon retirement all retirement benefit payments are made by state pension fund. In addition, the Group has no post-retirement benefits or other significant compensated benefits requiring accrual.

### Share based payments

For cash settled share based payments (compensation indexed on Societe Generale shares), the fair value of the amounts payable is booked to Operational expenses as an expense over the vesting period against a corresponding liability entry booked in the balance sheet under Other liabilities. This payables item is then remeasured at fair value against income until settled. For hedging derivatives, the effective portion of the change in their fair value is booked through profit or loss.

In November 2010, Rosbank Group adopted a share equivalent plan (the "Share Plan"), granting 40 Societe Generale Performance Shares equivalent ("the Performance Shares") to employees of Rosbank Group, subject to conditions of presence and performance. The purpose of the Share Plan is to offer to Rosbank Group employees a cash bonus payable in local currency equal in value to the performance shares received by employees of Societe Generale Group in other countries through its similar Share Plan launched at the same date. The beneficiaries are all employees and executive corporate officers who are part of Rosbank Group as of the date the Share Plan is adopted. The vesting conditions are as follows:

1. Vesting period:
  - (a) For the first tranche, concerning 16 Performance Shares equivalent, the vesting period will expire on 31 March 2015;
  - (b) For the second tranche, concerning 24 Performance Shares equivalent, the vesting period will expire on 31 March 2016.
2. Vesting conditions:

The effective vesting of Performance Shares is subject to a continued employment condition as well as to performance conditions. The satisfaction of the continued employment and performance conditions will be reviewed and officially acknowledged at the end of each of the vesting periods.

The fair value of the payable amount is booked as operating expenses over the vesting period against a corresponding liability booked under other liabilities. As of 31 December 2013 and 2012, the total carrying amount of the corresponding liabilities amounted to RUB 640 million and RUB 254 million, respectively.

# ROSBANK GROUP

## NOTES TO THE CONSOLIDATED FINANCIAL STATEMENTS FOR THE YEAR ENDED 31 DECEMBER 2013

---

### *Accounting for the effects of hyperinflation*

#### **Russia**

In accordance with IAS 29, economy of the Russian Federation was treated as hyperinflationary till the end of 2002. Since 1 January 2003 economy of the Russian Federation ceased to be hyperinflationary, and the costs of non-monetary assets, liabilities and equity, calculated as at 31 December 2002, were used to form the beginning balances as at 1 January 2003.

#### **Foreign currency translation**

The individual financial statements of each Group entity are presented in the currency of the primary economic environment in which the entity operates.

In preparing the financial statements of each individual group entity, transactions in currencies other than the entity's functional currency (foreign currencies) are recognised at the rates of exchange prevailing at the dates of the transactions. At the end of each reporting period, monetary items denominated in foreign currencies are retranslated at the rates prevailing at that date. Non-monetary items carried at fair value that are denominated in foreign currencies are retranslated at the rates prevailing at the date when the fair value was determined. Non-monetary items that are measured in terms of historical cost in a foreign currency are not retranslated.

Exchange differences on monetary items are recognised in profit or loss in the period in which they arise except for:

- Exchange differences on foreign currency borrowings relating to assets under construction for future productive use, which are included in the cost of those assets when they are regarded as an adjustment to interest costs on those foreign currency borrowings;
- Exchange differences on transactions entered into in order to hedge certain foreign currency risks (see above for hedge accounting); and
- Exchange differences on monetary items receivable from or payable to a foreign operation for which settlement is neither planned nor likely to occur (therefore forming part of the net investment in the foreign operation), which are recognised initially in other comprehensive income and reclassified from equity to profit or loss on repayment of the monetary items.

For the purposes of presenting consolidated financial statements, the assets and liabilities of the Group's foreign operations, whose functional currency is not the currency of hyperinflationary economy, are translated into RUB using exchange rates prevailing at the end of each reporting period. Income and expense items are translated at the average exchange rates for the period, unless exchange rates fluctuate significantly during that period, in which case the exchange rates at the dates of the transactions are used. Exchange differences arising, if any, are recognised in other comprehensive income and accumulated in equity (attributed to non-controlling interests as appropriate).

On the disposal of a foreign operation (i.e. a disposal of the Group's entire interest in a foreign operation, or a disposal involving loss of control over a subsidiary that includes a foreign operation, or a partial disposal of an interest in a joint arrangement or an associate that includes a foreign operation of which the retained interest becomes a financial asset), all of the exchange differences accumulated in equity in respect of that operation attributable to the owners of the Group are reclassified to profit or loss.

In addition, in relation to a partial disposal of a subsidiary that includes a foreign operation that does not result in the Group losing control over the subsidiary, the proportionate share of accumulated exchange differences are re-attributed to non-controlling interests and are not recognised in profit or loss. For all other partial disposals (i.e. partial disposals of associates or joint arrangements that do not result in the Group losing significant influence or joint control), the proportionate share of the accumulated exchange differences is reclassified to profit or loss.



# ROSBANK GROUP

## NOTES TO THE CONSOLIDATED FINANCIAL STATEMENTS FOR THE YEAR ENDED 31 DECEMBER 2013

---

Goodwill and fair value adjustments on identifiable assets and liabilities acquired arising on the acquisition of a foreign operation are treated as assets and liabilities of the foreign operation and translated at the rate of exchange prevailing at the end of each reporting period. Exchange differences arising are recognised in other comprehensive income.

All amounts (assets, liabilities, equity items, income and expenses) of foreign operations whose functional currency is the currency of a hyperinflationary economy (see above) are translated in RUB at the closing rate at the reporting date. Comparative amounts in RUB are those that were presented as current year amounts in the relevant prior year financial statements.

### Rates of exchange and commodity prices

The exchange rates and commodity prices at period-end used by the Group in the preparation of the consolidated financial statements are as follows:

	31 December 2013	31 December 2012
RUB/1 US Dollar	32.7292	30.3727
RUB/1 Euro	44.9699	40.2286
RUB/Gold (1 ounce)	39,324.13	50,540.17
RUB/Platinum (1 ounce)	44,446.25	46,257.62
RUB/Palladium (1 ounce)	23,270.46	21,230.52
RUB/Silver (1 ounce)	638.22	909.66

### Collateral

The Group obtains collateral in respect of customer liabilities where this is considered appropriate. The collateral normally takes the form of a lien over the customer's assets and gives the Group a claim on these assets for both existing and future customer liabilities.

### Equity reserves

The reserves recorded in equity (other comprehensive income) on the Group's statement of financial position include:

- 'Available-for-sale reserve' which comprises changes in fair value of available-for-sale investments;
- 'Cash flow hedge reserve' which comprises the portion of the gain or loss on a hedging instrument in a cash flow hedge that is determined to be an effective hedge;
- 'Foreign currency translation reserve' which is used to record exchange differences arising from the translation of the net investment in foreign operations, net of the effects of hedging;
- 'Revaluation reserve' which comprises effect of revaluation of property and equipment.

### Non-current assets held for sale

Non-current assets and disposal groups are classified as held for sale if their carrying amount will be recovered principally through a sale transaction rather than through continuing use. This condition is regarded as met only when the sale is highly probable and the non-current asset (or disposal group) is available for immediate sale in its present condition. Management must be committed to the sale, which should be expected to qualify for recognition as a completed sale within one year from the date of classification.

When the Group is committed to a sale plan involving loss of control of a subsidiary, all of the assets and liabilities of that subsidiary are classified as held for sale when the criteria described above are met, regardless of whether the Group will retain a non-controlling interest in its former subsidiary after the sale.

Non-current assets (and disposal groups) classified as held for sale are measured at the lower of their previous carrying amount and fair value less costs to sell.

# ROSBANK GROUP

## NOTES TO THE CONSOLIDATED FINANCIAL STATEMENTS FOR THE YEAR ENDED 31 DECEMBER 2013

---

### **Segment reporting**

Operating segments are identified on the basis of internal reports about components of the Group that are regularly reviewed by the chief operating decision maker in order to allocate resources to the segment and to assess its performance.

The Group measures information about reportable segments in accordance with IFRS. Information about reportable operating segment meets any one of the following quantitative thresholds:

- Its reported revenue, from both external customers and intersegment sales or transfers, is 10 per cent or more of the combined revenue, internal and external, of all operating segments; or
- The absolute measure of its reported profit or loss is 10 per cent or more of the greater, in absolute amount, of (i) the combined reported profit of all operating segments that did not report a loss and (ii) the combined reported loss of all operating segments that reported a loss; or
- Its assets are 10 per cent or more of the combined assets of all operating segments.

If the total external revenue reported by operating segments constitutes less than 75 per cent of the entity's revenue, additional operating segments are identified as reportable segments (even if they do not meet the quantitative thresholds set out above) until at least 75 per cent of the Group's revenue is included in reportable segments.

### **Critical accounting judgements and key sources of estimation uncertainty**

In the application of the Group's accounting policies the Group management is required to make judgements, estimates and assumptions about the carrying amounts of assets and liabilities that are not readily apparent from other sources. The estimates and associated assumptions are based on historical experience and other factors that are considered to be relevant. Actual results may differ from these estimates.

The estimates and underlying assumptions are reviewed on an ongoing basis. Revisions to accounting estimates are recognised in the period in which the estimate is revised if the revision affects only that period, or in the period of the revision and future periods if the revision affects both current and future periods.

#### ***Key sources of estimation uncertainty***

The following are the key assumptions concerning the future, and other key sources of estimation uncertainty at the end of the reporting period, that have a significant risk of causing a material adjustment to the carrying amounts of assets and liabilities within the next financial year.

#### ***Impairment of loans and receivables***

The Group regularly reviews its loans and receivables to assess for impairment. The Group's loan impairment provisions are established to recognize incurred impairment losses in its portfolio of loans and receivables. The Group considers accounting estimates related to allowance for impairment of loans and receivables a key source of estimation uncertainty because (i) they are highly susceptible to change from period to period as the assumptions about future default rates and valuation of potential losses relating to impaired loans and receivables are based on recent performance experience, and (ii) any significant difference between the Group's estimated losses and actual losses would require the Group to record provisions which could have a material impact on its financial statements in future periods.

The Group uses management's judgment to estimate the amount of any impairment loss in cases where a borrower has financial difficulties and there are few available sources of historical data relating to similar borrowers. Similarly, the Group estimates changes in future cash flows based on past performance, past customer behavior, observable data indicating an adverse change in the payment status of borrowers in a group, and national or local economic conditions that correlate with defaults on assets in the group. Management uses estimates based on historical loss experience for assets with credit risk characteristics and objective evidence of impairment similar to those in the group of loans. The Group uses management's judgment to adjust observable data for a group of loans to reflect current circumstances not reflected in historical data.

# ROSBANK GROUP

## NOTES TO THE CONSOLIDATED FINANCIAL STATEMENTS FOR THE YEAR ENDED 31 DECEMBER 2013

---

The allowances for impairment of financial assets in the consolidated financial statements have been determined on the basis of existing economic and political conditions. The Group is not in a position to predict what changes in conditions will take place in RF and what effect such changes might have on the adequacy of the allowances for impairment of financial assets in future periods.

As at 31 December 2013 and 2012 the gross amount of loans to customers totalled RUB 673,923 million and RUB 627,868 million, respectively, and allowance for impairment losses amounted to RUB 61,665 million and RUB 62,785 million, respectively.

### *Valuation of Financial Instruments*

Financial instruments that are classified at fair value through profit or loss or available for sale, and all derivatives, are stated at fair value. The fair value of such financial instruments is the estimated amount at which the instrument could be exchanged between willing parties, other than in a forced or liquidation sale. If a quoted market price is available for an instrument, the fair value is calculated based on the market price. When valuation parameters are not observable in the market or cannot be derived from observable market prices, the fair value is derived through analysis of other observable market data appropriate for each product and pricing models which use a mathematical methodology based on accepted financial theories. Pricing models take into account the contract terms of the securities as well as market-based valuation parameters, such as interest rates, volatility, exchange rates and the credit rating of the counterparty. Where market-based valuation parameters are missed, management will make a judgment as to its best estimate of that parameter in order to determine a reasonable reflection of how the market would be expected to price the instrument. In exercising this judgment, a variety of tools are used including proxy observable data, historical data, and extrapolation techniques. The best evidence of fair value of a financial instrument at initial recognition is the transaction price unless the instrument is evidenced by comparison with data from observable markets. Any difference between the transaction price and the value based on a valuation technique is not recognized in the consolidated statement of comprehensive income on initial recognition. Subsequent gains or losses are only recognized to the extent that it arises from a change in a factor that market participants would consider in setting a price.

The Group considers that the accounting estimate related to valuation of financial instruments where quoted markets prices are not available is a key source of estimation uncertainty because: (i) it is highly susceptible to change from period to period because it requires management to make assumptions about interest rates, volatility, exchange rates, the credit rating of the counterparty, valuation adjustments and specific feature of the transactions and (ii) the impact that recognizing a change in the valuations would have on the assets reported on its statement of financial position as well as its profit/(loss) could be material.

Had management used different assumptions regarding the interest rates, volatility, exchange rates, the credit rating of the counterparty and valuation adjustments, a larger or smaller change in the valuation of financial instruments where quoted market prices are not available would have resulted that could have had a material impact on the Group's reported net income.

### *Property and equipment carried at revalued amounts*

Certain buildings are measured at revalued amounts. The date of the latest appraisal was 31 December 2013. The next revaluation is preliminary scheduled as of 31 December 2015. The carrying value of revalued property amounted to RUB 20,444 million and RUB 20,131 million as at 31 December 2013 and 2012, respectively.

### *Recoverability of deferred tax assets*

The management of the Group is confident that no valuation allowance against deferred tax assets at the reporting date is considered necessary, because it is more likely than the deferred tax asset will be fully realized. The carrying value of deferred tax assets amounted to RUB 4,108 million and RUB 4,937 million as at 31 December 2013 and 2012, respectively.

### *Cash flow hedge*

The net fair value of cash flow hedge included as part of derivative financial liabilities as of 31 December 2013 and 2012 amounted to RUB 29 million and RUB 336 million, respectively.

### 5. Application of new and revised International Financial Reporting Standards (IFRS)

#### Amendments to IFRSs affecting amounts reported in the financial statements

In the current year, the following new and revised Standards and Interpretations have been adopted, but have not significantly affected the amounts reported in these financial statements.

#### Standards affecting the financial statements

##### New and revised Standards on consolidation, joint arrangements, associates and disclosures

In May 2011, a package of five standards on consolidation, joint arrangements, associates and disclosures was issued comprising IFRS 10 *Consolidated Financial Statements*, IFRS 11 *Joint Arrangements*, IFRS 12 *Disclosure of Interests in Other Entities*, IAS 27 (as revised in 2011) *Separate Financial Statements* and IAS 28 (as revised in 2011) *Investments in Associates and Joint Ventures*. Subsequent to the issue of these standards, amendments to IFRS 10, IFRS 11 and IFRS 12 were issued to clarify certain transitional guidance on the first-time application of the standards.

In the current year, the Group has applied for the first time IFRS 10, IFRS 11, IFRS 12 and IAS 28 (as revised in 2011) together with the amendments to IFRS 10, IFRS 11 and IFRS 12 regarding the transitional guidance. IAS 27 (as revised in 2011) is not applicable to the Group as it deals only with separate financial statements.

The impact of the application of these standards is set out below.

**Impact of the application of IFRS 10.** IFRS 10 replaces the parts of IAS 27 *Consolidated and Separate Financial Statements* that deal with consolidated financial statements and SIC-12 *Consolidation – Special Purpose Entities*. IFRS 10 changes the definition of control such that an investor has control over an investee when a) it has power over the investee, b) it is exposed, or has rights, to variable returns from its involvement with the investee and c) has the ability to use its power to affect its returns. All three of these criteria must be met for an investor to have control over an investee. Previously, control was defined as the power to govern the financial and operating policies of an entity so as to obtain benefits from its activities. Additional guidance has been included in IFRS 10 to explain when an investor has control over an investee. Some guidance included in IFRS 10 that deals with whether or not an investor that owns less than 50% of the voting rights in an investee has control over the investee is relevant to the Group.

**Impact of the application of IFRS 11.** IFRS 11 replaces IAS 31 *Interests in Joint Ventures*, and the guidance contained in a related interpretation, SIC-13 *Jointly Controlled Entities – Non-Monetary Contributions by Venturers*, has been incorporated in IAS 28 (as revised in 2011). IFRS 11 deals with how a joint arrangement of which two or more parties have joint control should be classified and accounted for. Under IFRS 11, there are only two types of joint arrangements – joint operations and joint ventures. The classification of joint arrangements under IFRS 11 is determined based on the rights and obligations of parties to the joint arrangements by considering the structure, the legal form of the arrangements, the contractual terms agreed by the parties to the arrangement, and, when relevant, other facts and circumstances. A joint operation is a joint arrangement whereby the parties that have joint control of the arrangement (i.e. joint operators) have rights to the assets, and obligations for the liabilities, relating to the arrangement. A joint venture is a joint arrangement whereby the parties that have joint control of the arrangement (i.e. joint venturers) have rights to the net assets of the arrangement. Previously, IAS 31 contemplated three types of joint arrangements – jointly controlled entities, jointly controlled operations and jointly controlled assets. The classification of joint arrangements under IAS 31 was primarily determined based on the legal form of the arrangement (e.g. a joint arrangement that was established through a separate entity was accounted for as a jointly controlled entity).

# ROSBANK GROUP

## NOTES TO THE CONSOLIDATED FINANCIAL STATEMENTS FOR THE YEAR ENDED 31 DECEMBER 2013

---

The initial and subsequent accounting of joint ventures and joint operations is different. Investments in joint ventures are accounted for using the equity method (proportionate consolidation is no longer allowed). Investments in joint operations are accounted for such that each joint operator recognises its assets (including its share of any assets jointly held), its liabilities (including its share of any liabilities incurred jointly), its revenue (including its share of revenue from the sale of the output by the joint operation) and its expenses (including its share of any expenses incurred jointly). Each joint operator accounts for the assets and liabilities, as well as revenues and expenses, relating to its interest in the joint operation in accordance with the applicable Standards.

**Impact of the application of IFRS 12.** IFRS 12 is a new disclosure standard and is applicable to entities that have interests in subsidiaries, joint arrangements, associates and/or unconsolidated structured entities. In general, the application of IFRS 12 has not resulted in more extensive disclosures in the consolidated financial statements.

**Amendments to IFRS 7 *Financial instruments: Disclosures*.** The Group has applied the amendments to IFRS 7 titled *Disclosures – Transfers of Financial Assets* in the current year. The amendments increase the disclosure requirements for transactions involving the transfer of financial assets in order to provide greater transparency around risk exposures when financial assets are transferred.

In the current year, the Group transferred some financial assets that are not derecognised. The application of the amendments has not resulted in more disclosures regarding the transfer of financial assets.

**Amendments to IAS 1 *Presentation of financial statements (amended June 2011)*.** The Group has applied the amendments to IAS 1 titled *Presentation of Items of Other Comprehensive Income* in advance of the effective date (annual periods beginning on or after 1 July 2012). The amendment increases the required level of disclosure within the statement of comprehensive income.

The impact of this amendment has been to analyse items within the statement of comprehensive income between items that will not be reclassified subsequently to profit or loss and items that will be reclassified subsequently to profit or loss in accordance with the respective IFRS standard to which the item relates. The financial statements have also been amended to analyse income tax on the same basis. The amendments have been applied retrospectively, and hence the presentation of items of comprehensive income have been restated to reflect the change. Other than the above mentioned presentation changes, the application of the amendments to IAS 1 do not result in any impact on profit or loss, comprehensive income and total comprehensive income.

**IAS 19 *Employee Benefits (revised June 2011)*** In the current year, the Group has applied IAS 19 (as revised in June 2011) *Employee Benefits* and the related consequential amendments in advance of their effective dates. The Group has applied IAS 19 (as revised in June 2011) retrospectively and in accordance with the transitional provisions as set out in IAS 19.173. These transitional provisions do not have an impact on future periods. The amendments to IAS 19 change the accounting for defined benefit schemes and termination benefits. The most significant change relates to the accounting for changes in defined benefit obligations and scheme assets. The amendments require the recognition of changes in defined benefit obligations and in fair value of scheme assets when they occur, and hence eliminate the 'corridor approach' permitted under the previous version of IAS 19 and accelerate the recognition of past service costs. All actuarial gains and losses are recognised immediately through other comprehensive income in order for the net pension asset or liability recognised in the consolidated balance sheet to reflect the full value of the scheme deficit or surplus. Furthermore, the interest cost and expected return on scheme assets used in the previous version of IAS 19 are replaced with a 'net-interest' amount under IAS 19 (as revised in June 2011), which is calculated by applying a discount rate to the net defined benefit liability or asset. IAS 19 (as revised in June 2011) also introduces more extensive disclosures in the presentation of the defined benefit cost.

# ROSBANK GROUP

## NOTES TO THE CONSOLIDATED FINANCIAL STATEMENTS FOR THE YEAR ENDED 31 DECEMBER 2013

---

**IFRS 13 Fair Value Measurement.** The Group has applied IFRS 13 for the first time in the current year. IFRS 13 establishes a single source of guidance for fair value measurements and disclosures about fair value measurements. The scope of IFRS 13 is broad; the fair value measurement requirements of IFRS 13 apply to both financial instrument items and non-financial instrument items for which other IFRSs require or permit fair value measurements and disclosures about fair value measurements, except for share-based payment transactions that are within the scope of IFRS 2 *Share-based Payment*, leasing transactions that are within the scope of IAS 17 *Leases*, and *measurements* that have some similarities to fair value but are not fair value (e.g. net realisable value for the purposes of measuring inventories or value in use for impairment assessment purposes).

IFRS 13 defines fair value as the price that would be received to sell an asset or paid to transfer a liability in an orderly transaction in the principal (or most advantageous) market at the measurement date under current market conditions. Fair value under IFRS 13 is an exit price regardless of whether that price is directly observable or estimated using another valuation technique. Also, IFRS 13 includes extensive disclosure requirements.

IFRS 13 requires prospective application from 1 January 2013. In addition, specific transitional provisions were given to entities such that they need not apply the disclosure requirements set out in the Standard in comparative information provided for periods before the initial application of the Standard. In accordance with these transitional provisions, the Group has not made any new disclosures required by IFRS 13 for the 2012 comparative period. The application of IFRS 13 has not had any material impact on the amounts recognised in the consolidated financial statements.

### **Amendments to IAS 1 Presentation of Financial Statements (as part of the Annual Improvements to IFRSs 2009 - 2011 Cycle issued in May 2012).**

The Annual Improvements to IFRSs 2009 - 2011 have made a number of amendments to IFRSs. The amendments that are relevant to the Group are the amendments to IAS 1 regarding when a statement of financial position as at the beginning of the preceding period (third statement of financial position) and the related notes are required to be presented. The amendments specify that a third statement of financial position is required when a) an entity applies an accounting policy retrospectively, or makes a retrospective restatement or reclassification of items in its financial statements, and b) the retrospective application, restatement or reclassification has a material effect on the information in the third statement of financial position. The amendments specify that related notes are not required to accompany the third statement of financial position.

### **New and revised IFRSs in issue but not yet effective**

The Group has not applied the following new and revised IFRSs that have been issued but are not yet effective:

IFRS 9 *Financial Instruments*

Amendments to IFRS 9 and IFRS 7 *Mandatory Effective Date of IFRS 9 and Transition Disclosures*<sup>2</sup>

Amendments to IFRS 10, IFRS 12 and IAS 27 *Investment Entities*<sup>1</sup>

Amendments to IAS 32 *Offsetting Financial Assets and Financial Liabilities*<sup>1</sup>

Amendments to IAS 36 *Impairment of Assets*<sup>1</sup>

Amendments to IAS 39 *Financial Instruments: Recognition and Measurement*<sup>1</sup>

Amendments to IFRIC 21 *Levies*<sup>1</sup>

<sup>1</sup> Effective for annual periods beginning on or after 1 January 2014, with earlier application permitted.

<sup>2</sup> Effective for annual periods beginning on or after 1 January 2015, with earlier application permitted.

**IFRS 9 Financial Instruments.** IFRS 9, issued in November 2009, introduced new requirements for the classification and measurement of financial assets. IFRS 9 was amended in October 2010 to include requirements for the classification and measurement of financial liabilities and for derecognition.

# ROSBANK GROUP

## NOTES TO THE CONSOLIDATED FINANCIAL STATEMENTS FOR THE YEAR ENDED 31 DECEMBER 2013

---

Key requirements of IFRS 9:

- All recognised financial assets that are within the scope of IAS 39 *Financial Instruments: Recognition and Measurement* are required to be subsequently measured at amortised cost or fair value. Specifically, debt investments that are held within a business model whose objective is to collect the contractual cash flows, and that have contractual cash flows that are solely payments of principal and interest on the principal outstanding are generally measured at amortised cost at the end of subsequent accounting periods. All other debt investments and equity investments are measured at their fair value at the end of subsequent accounting periods. In addition, under IFRS 9, entities may make an irrevocable election to present subsequent changes in the fair value of an equity investment (that is not held for trading) in other comprehensive income, with only dividend income generally recognised in profit or loss.
- With regard to the measurement of financial liabilities designated as at fair value through profit or loss, IFRS 9 requires that the amount of change in the fair value of the financial liability that is attributable to changes in the credit risk of that liability is presented in other comprehensive income, unless the recognition of the effects of changes in the liability's credit risk in other comprehensive income would create or enlarge an accounting mismatch in profit or loss. Changes in fair value attributable to a financial liability's credit risk are not subsequently reclassified to profit or loss. Under IAS 39, the entire amount of the change in the fair value of the financial liability designated as fair value through profit or loss is presented in profit or loss.

The management of the Group anticipate that the application of IFRS 9 in the future may have a significant impact on amounts reported in respect of the Group's financial assets and financial liabilities (e.g. the Group's investments in redeemable notes that are currently classified as available-for-sale financial assets will have to be measured at fair value at the end of subsequent reporting periods, with changes in the fair value being recognised in profit or loss). However, it is not practicable to provide a reasonable estimate of the effect of IFRS 9 until a detailed review has been completed.

**Amendments to IFRS 10, IFRS 12 and IAS 27 Investment Entities.** The amendments to IFRS 10 define an investment entity and require a reporting entity that meets the definition of an investment entity not to consolidate its subsidiaries but instead to measure its subsidiaries at fair value through profit or loss in its consolidated and separate financial statements.

To qualify as an investment entity, a reporting entity is required to:

- Obtain funds from one or more investors for the purpose of providing them with professional investment management services;
- Commit to its investor(s) that its business purpose is to invest funds solely for returns from capital appreciation, investment income, or both; and
- Measure and evaluate performance of substantially all of its investments on a fair value basis.

Consequential amendments have been made to IFRS 12 and IAS 27 to introduce new disclosure requirements for investment entities.

The management of the Group do not anticipate that the investment entities amendments will have any effect on the Group's consolidated financial statements as the Bank is not an investment entity.

**Amendments to IAS 32 Offsetting Financial Assets and Financial Liabilities.** The amendments to IAS 32 clarify the requirements relating to the offset of financial assets and financial liabilities. Specifically, the amendments clarify the meaning of 'currently has a legally enforceable right of set-off' and 'simultaneous realisation and settlement'.

The management of the Group do not anticipate that the application of these amendments to IAS 32 will have a significant impact on the Group's consolidated financial statements.

## ROSBANK GROUP

### NOTES TO THE CONSOLIDATED FINANCIAL STATEMENTS FOR THE YEAR ENDED 31 DECEMBER 2013

---

#### 6. Disposals of subsidiaries

In 2012 the Group disposed of 3 subsidiaries: ROSBANK-VOLGA CJSC on 19 September 2012, Belrosbank on 18 December 2012 and AVD LLC on 20 December 2012. Information on disposal results is presented below.

##### Consideration received

	Belrosbank	AVD	Volga	Year ended 31 December 2012
Consideration received in cash and cash equivalents	<u>1,010</u>	<u>95</u>	<u>199</u>	<u>1,304</u>
<b>Total</b>	<b><u>1,010</u></b>	<b><u>95</u></b>	<b><u>199</u></b>	<b><u>1,304</u></b>

##### Loss on disposal of subsidiaries

	Belrosbank	AVD	Volga	Year ended 31 December 2012
Consideration received	1,010	95	199	1,304
Net assets disposed of	<u>(1,208)</u>	<u>(113)</u>	<u>(227)</u>	<u>(1,548)</u>
<b>Loss on disposal</b>	<b><u>(198)</u></b>	<b><u>(18)</u></b>	<b><u>(28)</u></b>	<b><u>(244)</u></b>

The loss on disposal is included in the profit for the year from discontinued operations in the consolidated statement of comprehensive income.

##### Net cash inflow on disposal of subsidiaries

	Belrosbank	AVD	Volga	Year ended 31 December 2012
Consideration received in cash and cash equivalents	1,010	95	199	1,304
Less: cash and cash equivalent balances disposed of	<u>(988)</u>	<u>(6)</u>	<u>(323)</u>	<u>(1,317)</u>
<b>Total</b>	<b><u>22</u></b>	<b><u>89</u></b>	<b><u>(124)</u></b>	<b><u>(13)</u></b>



# ROSBANK GROUP

## NOTES TO THE CONSOLIDATED FINANCIAL STATEMENTS FOR THE YEAR ENDED 31 DECEMBER 2013

### 7. Restatements and Reclassifications

During 2013, the Group changed the presentation of the consolidated statement of cash flows from indirect method to direct method.

#### Reclassifications

Certain reclassifications have been made to the consolidated financial statements as at 31 December 2012 and for the year then ended to conform to the presentation as at 31 December 2013 and for the year then ended as current year presentation provides better view of the financial performance of the Group.

Profit or loss item	As previously reported Year ended 31 December 2012	Reclassification amount	As reclassified Year ended 31 December 2012
(In mRUB)			
Fee and commission income	12,278	269	12,547
Other income	934	227	1,161
Operating expenses	(36,910)	(496)	(37,406)

### 8. Cash and balances with the Central Bank of the Russian Federation

	31 December 2013 mRUB	31 December 2012 mRUB
Cash	29,634	23,035
Balances with the Central Bank of the Russian Federation	<u>43,838</u>	<u>33,932</u>
<b>Total cash and balances with the Central Bank of the Russian Federation</b>	<b><u>73,472</u></b>	<b><u>56,967</u></b>

As of 31 December 2013 and 2012 included in the balances with the Central Bank of the Russian Federation are RUB 5,540 million and RUB 5,791 million, respectively, which represent the minimum reserve deposits calculated as a percentage of customers accounts balance required by the Central Bank of the Russian Federation. The Group is required to maintain the reserve balances with Central Bank of the Russian Federation at all times.

Cash and cash equivalents for the purposes of the statement of cash flows are comprised of the following:

	31 December 2013 mRUB	31 December 2012 mRUB
Cash and balances with the Central Bank of the Russian Federation	73,472	56,967
Due from banks with original maturity within 90 days	<u>32,307</u>	<u>42,576</u>
	105,779	99,543
Less minimum reserve deposits	<u>(5,540)</u>	<u>(5,791)</u>
<b>Total cash and cash equivalents</b>	<b><u>100,239</u></b>	<b><u>93,752</u></b>

## ROSBANK GROUP

### NOTES TO THE CONSOLIDATED FINANCIAL STATEMENTS FOR THE YEAR ENDED 31 DECEMBER 2013

#### 9. Financial assets at fair value through profit or loss

	31 December 2013 mRUB	31 December 2012 mRUB
Debt securities	24,490	24,383
Derivative financial instruments (Note 11)	<u>9,549</u>	<u>9,413</u>
<b>Total financial assets at fair value through profit or loss</b>	<b><u>34,039</u></b>	<b><u>33,796</u></b>

The debt securities included in financial assets at fair value through profit or loss relate entirely to financial assets held-for-trading.

	31 December 2013		31 December 2012	
	Nominal interest rate %	Amount mRUB	Nominal interest rate %	Amount mRUB
<b>Debt securities:</b>				
Promissory notes of Russian banks	3.15-11.35%	16,327	3.7-11.9%	17,157
Debt securities of Russian banks	5.75-11.5%	4,300	5.1-14.3%	3,572
Debt securities of Russian companies	7.2-10.1%	1,938	7-9.8%	886
Debt securities of local authorities	7-9.95%	1,263	7.3-9.9%	856
Debt securities of the Russian Federation	7-8.15%	378	7.4-8.2%	1,332
Promissory notes of Russian companies	11.8-12.7%	<u>284</u>	9.7-11.9%	<u>580</u>
		<b><u>24,490</u></b>		<b><u>24,383</u></b>

As at 31 December 2013 included in financial assets at fair value through profit or loss were securities pledged for due to the Central Bank of the Russian Federation in the amount of RUB 5 million (Note 17).

#### 10. Due from banks

	31 December 2013 mRUB	31 December 2012 mRUB
Term deposits in banks	23,574	39,523
Demand deposits in banks	16,167	12,411
Loans under reverse repurchase agreements	<u>9,434</u>	<u>3,523</u>
	49,175	55,457
Less allowance for impairment losses	<u>-</u>	<u>(9)</u>
<b>Total due from banks</b>	<b><u>49,175</u></b>	<b><u>55,448</u></b>

Movements in allowances for impairment losses on due from banks for the years ended 31 December 2013 and 2012 are disclosed in Note 25.

As of 31 December 2013 and 2012 the Group had no loans and advances to any bank which individually exceeded 10% of the Group's equity.

# ROSBANK GROUP

## NOTES TO THE CONSOLIDATED FINANCIAL STATEMENTS FOR THE YEAR ENDED 31 DECEMBER 2013

Fair value of assets pledged and carrying value of loans under the reverse repurchase agreements as at 31 December 2013 and 2012 comprise:

	31 December 2013 mRUB		31 December 2012 mRUB	
	Carrying value of loan	Fair value of collateral	Carrying value of loan	Fair value of collateral
Bonds of Russian companies	6,833	10,309	1,761	2,123
Bonds of central government of the Russian Federation	1,355	1,419	489	521
Bonds of Russian banks	1,146	1,405	1,273	1,454
Debt securities of local authorities	100	122	-	-
<b>Total loans under reverse repurchase agreements</b>	<b>9,434</b>	<b>13,255</b>	<b>3,523</b>	<b>4,098</b>

As at 31 December 2013 the assets received as a pledge under the reverse repurchase agreements totaling RUB 273 million were sold and totaling RUB 1,265 million were re-pledged by the Group under repurchase agreements (2012: RUB nil).

### 11. Derivative financial instruments

Derivative financial instruments comprise:

	Nominal value	31 December 2013 Net fair value mRUB		Nominal value	31 December 2012 Net fair value mRUB	
		Assets	Liabilities		Assets	Liabilities
<b>Derivative financial instruments:</b>						
<b>Foreign exchange contracts</b>						
Swaps	181,957	2,225	(1,108)	146,852	1,091	(3,747)
Forwards	11,457	27	(68)	11,438	214	(46)
IRS/CIRS	251,999	6,484	(6,969)	159,294	7,684	(7,803)
Cash flow hedge	1,004	-	(29)	893	-	(336)
Fair value hedge	2,450	-	(4)	-	-	-
Foreign exchange options	-	-	-	66,568	361	(361)
<b>Total foreign exchange contracts</b>		<b>8,736</b>	<b>(8,178)</b>		<b>9,350</b>	<b>(12,293)</b>
<b>Contracts on precious metals and commodities</b>						
Forwards	165	1	-	3	-	-
Swaps	955	4	(2)	978	2	-
Commodities options	17,655	718	(718)	210	28	(28)
Commodities swaps	1,219	90	(90)	1,351	33	(33)
<b>Total contracts on precious metals and commodities</b>		<b>813</b>	<b>(810)</b>		<b>63</b>	<b>(61)</b>
<b>Total</b>		<b>9,549</b>	<b>(8,988)</b>		<b>9,413</b>	<b>(12,354)</b>

## ROSBANK GROUP

### NOTES TO THE CONSOLIDATED FINANCIAL STATEMENTS FOR THE YEAR ENDED 31 DECEMBER 2013

---

#### *Cash Flow Hedge*

The Group's cash flow hedge is related to its exposure to the variability in the anticipated future cash flows on its financial liabilities related to Société Générale Group share-based payment program for the total amount equivalent to 604,429 shares to be paid during 2015 and 2016 subject to the satisfaction of certain underlying conditions.

The Group measures the fair value of its derivative financial instruments based on quoted prices or valuations derived from observable market prices.

To hedge against the variability in the cash flows on financial liabilities due to the share price risk, the Group used forward contracts at a fixed price of EUR 42.1 per share. As such the Group minimizes the effect of changes in market prices for SG shares on its future cash flows.

As of 31 December 2013 and 2012 the fair value of the liability arising from the derivative financial instruments classified as hedging instruments is RUB 33 million and RUB 336 million, respectively.

For the year ended 31 December 2013 and 2012 the result from hedge ineffectiveness recognised in the net result on financial instruments at fair value through profit or loss was RUB nil and RUB nil, respectively.

As at 31 December 2013 and 2012, the aggregate amount of unrealised loss under the forward contracts deferred in the cash flow hedge reserve relating to the exposures amounted to RUB 11 million and RUB 188 million, respectively. It is being recycled to profit or loss over the periods up to March 2016.

#### *Fair Value Hedge*

The Group's fair value hedge is related to its exposure to the variability in changes of fair value of available-for-sale securities for the nominal amount of RUB 2,500 million.

The Group measures the fair value of its derivative financial instruments based on quoted prices or valuations derived from observable market prices.

As at 31 December 2013 included in financial liabilities at fair value through profit or loss were Interest rate swaps with embedded derivatives in the amount of RUB 238 million related to issues of structural bonds.

## 12. Loans to customers

	<b>31 December 2013 mRUB</b>	<b>31 December 2012 mRUB</b>
Loans to legal entities	214,236	214,598
Loans to individuals	449,817	404,237
Net investments in finance lease	6,968	5,674
Loans under reverse repurchase agreements	2,902	3,359
	<u>673,923</u>	<u>627,868</u>
Less allowance for impairment losses	<u>(61,665)</u>	<u>(62,785)</u>
<b>Total loans to customers</b>	<b><u>612,258</u></b>	<b><u>565,083</u></b>

## ROSBANK GROUP

### NOTES TO THE CONSOLIDATED FINANCIAL STATEMENTS FOR THE YEAR ENDED 31 DECEMBER 2013

Movements in allowances for impairment losses on loans to customers for the years ended 31 December 2013 and 2012 are disclosed in Note 25.

	31 December 2013 mRUB	31 December 2012 mRUB
<b>Analysis by sector:</b>		
Individuals	449,817	404,237
Trade	48,212	38,238
Manufacturing and engineering	41,286	42,265
Real estate and construction	35,075	40,519
Energy industry	30,568	26,880
Oil and gas	14,569	17,720
Finance	11,144	14,160
Defence industry	9,926	7,250
Telecommunications, media and information technology	9,726	6,771
Metallurgy	7,024	9,452
Transport	4,479	7,940
Government	3,445	4,924
Precious metals and diamond extraction and manufacturing	2,890	2,871
Other	5,762	4,641
	<b>673,923</b>	<b>627,868</b>
Less allowance for impairment losses	(61,665)	(62,785)
<b>Total loans to customers</b>	<b>612,258</b>	<b>565,083</b>

As of 31 December 2013 and 2012 a substantial amount of loans is granted to companies operating in the Russian Federation, which represents a significant geographical concentration in one region.

During the years ended 31 December 2013 and 2012 the Group received non-financial assets as a repayment on loans. As at 31 December 2013 and 2012 such assets in the amount of RUB 4,358 million and RUB 4,261 million, respectively are included in other assets (Note 15).

Loans to individuals comprise the following products:

	Gross amount mRUB	31 December 2013 Less allowance for impairment losses mRUB	Net amount mRUB
Car loans	154,498	(13,739)	140,759
Mortgage loans	149,655	(1,588)	148,067
Consumer loans	91,426	(8,322)	83,104
Express-loans	28,075	(4,608)	23,467
Overdraft	20,626	(1,982)	18,644
Loans to VIP clients and employees	5,537	(1,682)	3,855
	<b>449,817</b>	<b>(31,921)</b>	<b>417,896</b>

# ROSBANK GROUP

## NOTES TO THE CONSOLIDATED FINANCIAL STATEMENTS FOR THE YEAR ENDED 31 DECEMBER 2013

	Gross amount mRUB	31 December 2012 Less allowance for impairment losses mRUB	Net amount mRUB
Car loans	152,344	(14,299)	138,045
Mortgage loans	124,203	(1,043)	123,160
Consumer loans	74,791	(7,101)	67,690
Express-loans	30,016	(5,696)	24,320
Overdraft	17,335	(2,039)	15,296
Loans to VIP clients and employees	5,548	(1,622)	3,926
	<u>404,237</u>	<u>(31,800)</u>	<u>372,437</u>

The table below summarizes an analysis of loans to customers by impairment:

	31 December 2013 mRUB			31 December 2012 mRUB		
	Original carrying amount	Impair- ment allowance	Revised carrying amount	Original carrying amount	Impair- ment allowance	Revised carrying amount
Loans to customers individually determined to be impaired	59,341	(30,926)	28,415	48,208	(29,424)	18,784
Loans to customers individually determined to be unimpaired	158,496	-	158,496	175,424	-	175,424
Loans to customers collectively assessed for impairment, including:						
-loans assessed to be impaired	50,937	(30,739)	20,198	37,238	(33,361)	3,877
-loans assessed to be unimpaired	405,149	-	405,149	366,998	-	366,998
<b>Total</b>	<u>673,923</u>	<u>(61,665)</u>	<u>612,258</u>	<u>627,868</u>	<u>(62,785)</u>	<u>565,083</u>

The components of net investment in finance lease as of 31 December 2013 and 2012 are as follows:

	31 December 2013 mRUB	31 December 2012 mRUB
Not later than one year	2,938	2,698
Later than 1 year and not later than 5 years	<u>5,959</u>	<u>5,021</u>
Minimum lease payments	8,897	7,719
Less: unearned finance income	<u>(1,929)</u>	<u>(2,045)</u>
<b>Net investment in finance lease</b>	<u>6,968</u>	<u>5,674</u>
Current portion	2,158	1,893
Long-term portion	<u>4,810</u>	<u>3,781</u>
<b>Net investment in finance lease</b>	<u>6,968</u>	<u>5,674</u>

# ROSBANK GROUP

## NOTES TO THE CONSOLIDATED FINANCIAL STATEMENTS FOR THE YEAR ENDED 31 DECEMBER 2013

Fair value of assets pledged and carrying value of loans under the reverse repurchase agreements as at 31 December 2013 and 2012 comprise:

	31 December 2013 mRUB		31 December 2012 mRUB	
	Carrying value of loan	Fair value of collateral	Carrying value of loan	Fair value of collateral
Bonds of Russian companies	2,155	2,393	2,937	3,475
Bonds of Russian banks	656	760	422	497
Debt securities of local authorities	91	101	-	-
<b>Total loans under reverse repurchase agreements</b>	<b>2,902</b>	<b>3,254</b>	<b>3,359</b>	<b>3,972</b>

As at 31 December 2013 the assets received as a pledge under the reverse repurchase agreements totaling RUB 2,305 million (2012: RUB nil) were re-pledged by the Group under repurchase agreements.

### 13. Investments available-for-sale

	31 December 2013 mRUB	31 December 2012 mRUB
Debt securities	54,353	38,363
Equity investments	136	4,935
<b>Total investments available-for-sale</b>	<b>54,489</b>	<b>43,298</b>

	31 December 2013		31 December 2012	
	Nominal interest rate %	Amount mRUB	Nominal interest rate %	Amount mRUB
<b>Debt securities:</b>				
Bonds of central government of the Russian Federation	6.9-7.6%	36,870	6.9-7.6%	23,394
Eurobonds of central government of the Russian Federation	4.5-7.5%	17,371	5-7.5%	13,513
Bonds of Russian companies	8.3%	112	7.5-9.3%	1,456
		<b>54,353</b>		<b>38,363</b>

	31 December 2013 Amount mRUB	31 December 2012 Amount mRUB
<b>Equity investments:</b>		
Shares and ADRs of Russian companies	132	132
Shares of international clearing companies	4	3
Shares of professional participants of stock exchange	-	4,800
	<b>136</b>	<b>4,935</b>

## ROSBANK GROUP

### NOTES TO THE CONSOLIDATED FINANCIAL STATEMENTS FOR THE YEAR ENDED 31 DECEMBER 2013

During 2012 the Group revalued its share in MICEX using valuation derived from observable market data and prices in observed transactions involving comparable businesses, taking into account operational, market, financial and non-financial factors. The amount of revaluation was RUB 4,064 million. During 2013 this investment was sold, as a result a net gain recycled from other comprehensive income to profit or loss amounted to RUB 3,840 million.

As at 31 December 2013 and 2012 included in investments available-for-sale were securities pledged for due to the Central Bank of the Russian Federation in the amount of RUB nil and RUB 9,869 million (Note 17), respectively.

#### 14. Property and equipment

	Land and buildings	Equipment	Intangible assets	Construc- tion in progress	Total
<b>At cost/restated cost/ revalued amount</b>					
<b>31 December 2011</b>	<b>11,535</b>	<b>7,300</b>	<b>1,720</b>	<b>9,432</b>	<b>29,987</b>
Additions	46	1,588	727	1,049	3,410
Disposals	(67)	(389)	(112)	(59)	(627)
Disposal of subsidiaries	(214)	(368)	-	-	(582)
Transfer	9,353	267	357	(9,977)	-
<b>31 December 2012</b>	<b>20,653</b>	<b>8,398</b>	<b>2,692</b>	<b>445</b>	<b>32,188</b>
Additions	2	332	152	1,196	1,682
Disposals	(875)	(584)	(19)	(84)	(1,562)
Revaluation	860	-	-	-	860
Transfer	18	480	374	(872)	-
<b>31 December 2013</b>	<b>20,658</b>	<b>8,626</b>	<b>3,199</b>	<b>685</b>	<b>33,168</b>
<b>Accumulated depreciation</b>					
<b>31 December 2011</b>	<b>104</b>	<b>4,217</b>	<b>991</b>	<b>-</b>	<b>5,312</b>
Charge for the period	441	1,075	373	-	1,889
Disposals	(1)	(61)	(108)	-	(170)
Disposal of subsidiaries	(22)	(96)	-	-	(118)
Impairment losses recognized in profit or loss	-	55	-	-	55
<b>31 December 2012</b>	<b>522</b>	<b>5,190</b>	<b>1,256</b>	<b>-</b>	<b>6,968</b>
Charge for the period	481	1,074	623	-	2,178
Disposals	(30)	(527)	(18)	-	(575)
Revaluation	(716)	-	-	-	(716)
Impairment losses recognized in profit or loss	4	-	-	-	4
Recovery of impairment	(42)	-	-	-	(42)
Transfer	(5)	3	2	-	-
<b>31 December 2013</b>	<b>214</b>	<b>5,740</b>	<b>1,863</b>	<b>-</b>	<b>7,817</b>
<b>Net book value</b>					
<b>31 December 2013</b>	<b>20,444</b>	<b>2,886</b>	<b>1,336</b>	<b>685</b>	<b>25,351</b>
<b>31 December 2012</b>	<b>20,131</b>	<b>3,208</b>	<b>1,436</b>	<b>445</b>	<b>25,220</b>



## ROSBANK GROUP

### NOTES TO THE CONSOLIDATED FINANCIAL STATEMENTS FOR THE YEAR ENDED 31 DECEMBER 2013

Equipment and other fixed assets as at 31 December 2011 included an office building of Domnikov business centre under construction contributed to the Bank's share capital during an additional issue of capital in 2010. The value of this asset totals RUB 7,411 million. As at 31 December 2012 the construction works were completed and the office building was transferred to "Land and buildings" category in the amount of RUB 8,797 million.

As at 31 December 2013 and 2012 property and equipment included fully depreciated equipment amounting to RUB 2,600 million and RUB 2,106 million, respectively.

During 2012 the Group assessed the fixed assets for impairment and recorded impairment loss in the amount of RUB 55 million.

During 2013 the Group performed a regular valuation of its land and buildings and booked additional revaluation surplus of RUB 1,576 million, impairment loss of RUB 4 million and recovery of previously booked impairment loss of RUB 42 million. If buildings were stated at the historical cost, the amounts would be as follows:

	31 December 2013 mRUB	31 December 2012 mRUB
Cost	11,357	11,803
Accumulated depreciation	(850)	(602)
<b>Net book value</b>	<b>10,507</b>	<b>11,201</b>

#### 15. Other assets

	31 December 2013 mRUB	31 December 2012 mRUB
<b>Other financial assets:</b>		
Agency operations	479	422
Miscellaneous receivables	744	1,231
	1,223	1,653
Less allowance for impairment losses	(77)	(196)
Total other financial assets	1,146	1,457
<b>Other non-financial assets:</b>		
Non-current assets held for resale	6,480	8,358
Due from suppliers and other contractors	3,182	3,038
Taxes, other than income tax, recoverable	479	1,238
Other	1,691	1,334
	11,832	13,968
Less allowance for impairment losses	(2,234)	(2,178)
Total other non-financial assets	9,598	11,790
<b>Total other assets</b>	<b>10,744</b>	<b>13,247</b>

As at 31 December 2013 and 2012 miscellaneous receivables mainly consist of due from clients for banking services.

Movement of allowance for impairment losses on other assets for the years ended 31 December 2013 and 2012 is disclosed in Note 25.

Taxes recoverable are mainly represented by valued added taxes on leasing transactions.

## ROSBANK GROUP

### NOTES TO THE CONSOLIDATED FINANCIAL STATEMENTS FOR THE YEAR ENDED 31 DECEMBER 2013

As at 31 December 2013 and 2012 the non-current assets held for resale comprise:

	31 December 2013 mRUB	31 December 2012 mRUB
Vehicles purchased by the Group for further resale	2,122	4,097
Buildings	2,640	3,192
Land	536	508
Other	1,182	561
	<u>6,480</u>	<u>8,358</u>
<b>Total non-current assets held for resale</b>	<b><u>6,480</u></b>	<b><u>8,358</u></b>

During 2012 a plot of land with book value of RUB 1,225 million was sold for consideration of RUB 1,233 million with the financial result of RUB 8 million.

During 2013 buildings with book value of RUB 863 million were sold for consideration of RUB 1,155 million with the financial result of RUB 292 million.

The management of the Group believe that the carrying amount of non-current assets held for resale is less than their fair value.

#### 16. Financial liabilities at fair value through profit or loss

	31 December 2013 mRUB	31 December 2012 mRUB
Derivative financial instruments	8,988	12,354
Short position on securities purchased	273	-
	<u>9,261</u>	<u>12,354</u>
<b>Total financial liabilities at fair value through profit or loss</b>	<b><u>9,261</u></b>	<b><u>12,354</u></b>

Derivative financial instruments are disclosed in Note 11.

#### 17. Due to the Central Bank of the Russian Federation

As of 31 December 2013 and 2012 due to the Central Bank of the Russian Federation consisted of the following:

	31 December 2013 mRUB	31 December 2012 mRUB
Term deposits	3,005	22,051
Loans under repurchase agreements	3,114	8,029
	<u>6,119</u>	<u>30,080</u>
<b>Total due to the Central Bank of the Russian Federation</b>	<b><u>6,119</u></b>	<b><u>30,080</u></b>

## ROSBANK GROUP

### NOTES TO THE CONSOLIDATED FINANCIAL STATEMENTS FOR THE YEAR ENDED 31 DECEMBER 2013

Fair value of assets pledged and carrying value of loans under repurchase agreements as at 31 December 2013 and 2012 comprise (Note 9):

	31 December 2013		31 December 2012	
	Carrying value of loans	Fair value of collateral	Carrying value of loans	Fair value of collateral
Bonds of Russian companies	2,079	2,305	-	-
Bonds of Russian banks	1,035	1,270	-	-
Bonds of central government of the Russian Federation	-	-	8,029	9,869
<b>Total</b>	<b>3,114</b>	<b>3,575</b>	<b>8,029</b>	<b>9,869</b>

As of 31 December 2013 such collateral includes corporate and banks securities received as a collateral from a number of clients under reverse repo deals, with the fair value amounting to RUB 3,570 million. There were no such collateral as of 31 December 2012.

#### 18. Due to banks

	31 December 2013 mRUB	31 December 2012 mRUB
Time deposits	145,911	150,243
Demand accounts	29,179	20,844
<b>Total due to banks</b>	<b>175,090</b>	<b>171,087</b>

The Group is obligated to comply with financial covenants in relation to certain balances deposits by banks disclosed above. These covenants include various financial performance ratios. As of 31 December 2013 and 2012 the Group has not breached any of these covenants.

As at 31 December 2013 and 2012 included in due to banks are RUB 71,567 million and RUB 88,231 million (41% and 52% of total balances due to banks), respectively, that were due to 2 banks, which represents a significant concentration.

One of the term facility received from International Financial Institution is secured with a guarantee from Société Générale. The balance outstanding as of 31 December 2013 and 2012 amounts to RUB 3,574 million and RUB 4,917 million, respectively.

#### 19. Customer accounts

	31 December 2013 mRUB	31 December 2012 mRUB
<b>Corporate</b>		
Time deposits	121,211	105,852
Repayable on demand	98,890	80,877
<b>Total corporate</b>	<b>220,101</b>	<b>186,729</b>
<b>Individuals</b>		
Time deposits	121,988	101,806
Repayable on demand	39,909	38,896
<b>Total individuals</b>	<b>161,897</b>	<b>140,702</b>
<b>Total customer accounts</b>	<b>381,998</b>	<b>327,431</b>

## ROSBANK GROUP

### NOTES TO THE CONSOLIDATED FINANCIAL STATEMENTS FOR THE YEAR ENDED 31 DECEMBER 2013

As of 31 December 2013 and 2012 customer accounts amounting to RUB 959 million and RUB 191 million, respectively, were held as security against letters of credit issued and other transaction related contingent obligations. As of 31 December 2013 and 2012 customer accounts amounting to RUB 205 million and RUB 199 million, respectively, were held as security against guarantees issued (Note 34).

<b>Analysis by economic sector/customer type:</b>	<b>31 December 2013 mRUB</b>	<b>31 December 2012 mRUB</b>
Individuals	161,897	140,702
Finance	97,310	67,227
Trade	24,948	17,019
Metallurgy	20,156	21,745
Manufacturing and engineering	19,805	7,370
Oil and gas	11,585	9,630
Real estate and construction	9,795	9,275
Transport	8,425	5,470
Telecommunications, media and information technology	8,123	6,090
Services	6,774	8,740
Precious metals and diamond extraction and manufacturing	5,179	12,476
Energy industry	2,078	13,208
Defence industry	311	2,665
Other	5,612	5,814
<b>Total customer accounts</b>	<b>381,998</b>	<b>327,431</b>

#### 20. Debt securities issued

	<b>Annual coupon rates %</b>	<b>31 December 2013</b>	<b>Annual coupon rates %</b>	<b>31 December 2012</b>
Bonds of Rosbank due in 2013-2016	7.40%-9.30%	38,736	6.90%-9.30%	39,737
Exchange structural bonds of Rosbank due in 2016	7.75%-10.16%	4,355	-	-
Bonds of Deltacredit bank due in 2015-2017	7.20%-9.15%	39,001	7.20%-9.25%	19,188
Bonds of Rusfinancebank due in 2014-2018	7.7%-10%	25,990	7.15%-10%	20,412
Discount bearing promissory notes	0.00%-11.06%	6,277	0.00%-36.02%	9,616
Mortgage backed floating rate notes	1.22%-3.52%	911	1.26%-3.56%	1,153
Other instruments	0.00%	8	0.00%	20
<b>Total debt securities issued</b>		<b>115,278</b>		<b>90,126</b>

#### 21. Other liabilities

	<b>31 December 2013 mRUB</b>	<b>31 December 2012 mRUB</b>
<b>Other financial liabilities:</b>		
Accrued bonuses and salary	2,295	1,963
Unused vacations provision	1,048	936
Suspense amounts	990	1,278
Settlements on other operations	1,748	4,446
Total other financial liabilities	6,081	8,623
<b>Other non-financial liabilities:</b>		
Advances received from clients	927	566
Taxes, other than income tax, payable	882	798
Other	1,091	1,811
Total other non-financial liabilities	2,900	3,175
<b>Total other liabilities</b>	<b>8,981</b>	<b>11,798</b>

## ROSBANK GROUP

### NOTES TO THE CONSOLIDATED FINANCIAL STATEMENTS FOR THE YEAR ENDED 31 DECEMBER 2013

#### 22. Subordinated debt

	Currency	Maturity year	Interest Rate %	31 December 2013	31 December 2012
Societe Generale S.A.	USD	2020-2023	6.5%-9.3%	19,517	18,118
Societe Generale S.A.	RUB	2014-2017	8.0%-11.3%	8,844	8,844
GENEBANQUE S.A.	USD	2022	6.6%	2,675	2,482
Societe Generale S.A.	EUR	2020	8%	2,250	2,012
<b>Total subordinated debt</b>				<b>33,286</b>	<b>31,456</b>

In the event of bankruptcy or liquidation of the Group, repayment of this debt is subordinate to the repayments of the Group's liabilities to all other creditors.

#### 23. Share capital

As of 31 December 2013 and 2012 the nominal share capital issued and fully paid comprised 1,551,401,853 ordinary shares with par value of RUB 10 each. All shares are ranked equally and carry one vote.

As of 31 December 2013 and 2012 share premium totalling RUB 59,707 million represents an excess of contributions received in share capital over the nominal value of shares issued.

The Group's reserves distributable among shareholders are limited to the amount of its reserves as disclosed in its statutory accounts. As of 31 December 2013 and 2012 non-distributable reserves are represented by a general reserve fund, which is created as required by statutory regulations in respect of general banking risks, including future losses and other unforeseen risks or contingencies. The reserve has been created in accordance with statutory regulations of individual entities that provide for the creation of a reserve for these purposes.

As at 31 December 2013 and 2012 the Bank's share capital comprised the following number of shares of RUB 10 each:

	Share capital authorized Share	Share capital authorized but not issued Share	Share capital repurchased Share	Share capital issued and paid in Share
Ordinary shares	1,846,461,466	295,059,613	-	1,551,401,853

# ROSBANK GROUP

## NOTES TO THE CONSOLIDATED FINANCIAL STATEMENTS FOR THE YEAR ENDED 31 DECEMBER 2013

### 24. Net interest income

	Year ended 31 December 2013 mRUB	Year ended 31 December 2012 mRUB
<b>Interest income comprises:</b>		
Interest income on financial assets recorded at amortized cost	80,019	75,178
Interest income on financial assets recorded at fair value	<u>4,632</u>	<u>3,792</u>
<b>Total interest income</b>	<b><u>84,651</u></b>	<b><u>78,970</u></b>
Interest income on financial assets recorded at amortized cost comprises:		
- interest income on impaired financial assets	2,937	3,128
- interest income on unimpaired financial assets	<u>77,082</u>	<u>72,050</u>
<b>Total interest income on financial assets recorded at amortized cost</b>	<b><u>80,019</u></b>	<b><u>75,178</u></b>
Interest income on financial assets recorded at amortized cost comprises:		
Interest on loans to individuals	62,290	57,386
Interest on loans to corporate customers	16,123	16,528
Interest on due from banks	<u>1,606</u>	<u>1,264</u>
<b>Total interest income on financial assets recorded at amortized cost</b>	<b><u>80,019</u></b>	<b><u>75,178</u></b>
<b>Interest income on financial assets recorded at fair value comprises:</b>		
Interest income on investments available-for-sale	3,215	2,610
Interest income on financial assets at fair value through profit and loss	<u>1,417</u>	<u>1,182</u>
<b>Total interest income on financial assets recorded at fair value</b>	<b><u>4,632</u></b>	<b><u>3,792</u></b>
<b>Interest expense comprises:</b>		
Interest on financial liabilities recorded at amortized cost	<u>36,807</u>	<u>33,108</u>
<b>Total interest expense</b>	<b><u>36,807</u></b>	<b><u>33,108</u></b>
Interest expense on financial liabilities recorded at amortized cost comprise:		
Interest on corporate customer accounts	9,778	8,349
Interest on debt securities issued	9,154	5,696
Interest on deposits from individuals	7,140	6,015
Interest on deposits from banks	6,725	8,520
Interest on subordinated debt	2,496	2,025
Interest on deposits of the Central Bank of the Russian Federation	<u>1,514</u>	<u>2,503</u>
Total interest expense on financial liabilities recorded at amortized cost	<b><u>36,807</u></b>	<b><u>33,108</u></b>
<b>Net interest income before provision for impairment losses on interest bearing assets</b>	<b><u><u>47,844</u></u></b>	<b><u><u>45,862</u></u></b>

## ROSBANK GROUP

### NOTES TO THE CONSOLIDATED FINANCIAL STATEMENTS FOR THE YEAR ENDED 31 DECEMBER 2013

#### 25. Allowance for impairment losses and other provisions

The movements in allowance for impairment losses on interest-bearing assets were as follows:

	Due from banks mRUB	Loans to customers mRUB	Total mRUB
<b>31 December 2011</b>	<b>9</b>	<b>63,586</b>	<b>63,595</b>
Net allocations	-	8,108	8,108
Forex effect on provision revaluation	-	(1,107)	(1,107)
Sales and write-offs of loans	-	(7,954)	(7,954)
Accounting transfer	-	152	152
<b>31 December 2012</b>	<b>9</b>	<b>62,785</b>	<b>62,794</b>
Net allocations	(9)	10,355	10,346
Forex effect on provision revaluation	-	1,184	1,184
Sales and write-offs of loans	-	(12,540)	(12,540)
Accounting transfer	-	(119)	(119)
<b>31 December 2013</b>	<b>-</b>	<b>61,665</b>	<b>61,665</b>

As of 31 December 2013 and 2012 the amount of provision for impairment losses on interest bearing assets in consolidated statement of comprehensive income comprise:

	Year ended 31 December 2013 mRUB	Year ended 31 December 2012 mRUB
Net allocations	10,346	8,108
Recoveries of loans written off	(92)	(463)
Write offs not covered by provisions	262	52
<b>Provision for impairment losses on interest bearing assets</b>	<b>10,516</b>	<b>7,697</b>

The movements in other provisions were as follows:

	Other assets mRUB	Provisions for financial guarantees issued, claims and other commitments mRUB	Total mRUB
<b>31 December 2011</b>	<b>1,805</b>	<b>342</b>	<b>2,147</b>
Provision	756	234	990
Forex effect on provision revaluation	(13)	-	(13)
Write-offs	(22)	(270)	(292)
Accounting transfer	(152)	-	(152)
<b>31 December 2012</b>	<b>2,374</b>	<b>306</b>	<b>2,680</b>
Provision	(39)	1,897	1,858
Write-offs	(163)	(240)	(403)
Accounting transfer	139	(20)	119
<b>31 December 2013</b>	<b>2,311</b>	<b>1,943</b>	<b>4,254</b>

Allowance for impairment losses on assets are deducted from the respective assets. Allowance for impairment losses on financial guarantees issued, claims and other commitments is presented in liabilities.

## ROSBANK GROUP

### NOTES TO THE CONSOLIDATED FINANCIAL STATEMENTS FOR THE YEAR ENDED 31 DECEMBER 2013

#### 26. Net (loss)/gain on financial assets and liabilities at fair value through profit or loss

Net (loss)/gain on financial assets and liabilities at fair value through profit or loss comprises:

	Year ended 31 December 2013 mRUB	Year ended 31 December 2012 mRUB
Net (loss)/gain on operations with financial assets and liabilities held-for-trading comprise:		
Realized gain on trading operations	427	216
Unrealized (loss)/gain on fair value adjustment	(162)	117
Net (loss)/gain on operations with derivative financial instruments	<u>(639)</u>	<u>46</u>
<b>Total net (loss)/gain on operations with financial assets and liabilities at fair value through profit or loss</b>	<b><u>(374)</u></b>	<b><u>379</u></b>

#### 27. Net loss on foreign exchange operations

	Year ended 31 December 2013 mRUB	Year ended 31 December 2012 mRUB
Net gain on foreign exchange operations	1,254	1,676
Effect of foreign currency swap instruments	<u>(3,095)</u>	<u>(1,779)</u>
<b>Total net loss on foreign exchange operations</b>	<b><u>(1,841)</u></b>	<b><u>(103)</u></b>

During years 2013 and 2012, the Bank used foreign currency swaps to manage its liquidity between currencies.

#### 28. Net (loss)/gain on precious metals operations

	Year ended 31 December 2013 mRUB	Year ended 31 December 2012 mRUB
Dealing, net	(366)	133
Translation differences, net	<u>251</u>	<u>(83)</u>
<b>Total net (loss)/gain on precious metals operations</b>	<b><u>(115)</u></b>	<b><u>50</u></b>



## ROSBANK GROUP

### NOTES TO THE CONSOLIDATED FINANCIAL STATEMENTS FOR THE YEAR ENDED 31 DECEMBER 2013

#### 29. Fee and commission income and expense

	Year ended 31 December 2013 mRUB	Year ended 31 December 2012 mRUB
<b>Fee and commission income:</b>		
Plastic cards operations	3,756	3,083
Agency operations	2,990	2,496
Cash operations	2,843	3,115
Settlements	1,998	2,053
Depository and securities operations	701	696
Other operations	1,071	1,104
	<u>13,359</u>	<u>12,547</u>
<b>Total fee and commission income</b>	<b>13,359</b>	<b>12,547</b>
<b>Fee and commission expense:</b>		
Agency operations	1,054	175
Plastic cards operations	799	777
Settlements	324	579
Depository and securities operations	164	172
Cash operations	161	470
Other operations	364	350
	<u>2,866</u>	<u>2,523</u>
<b>Total fee and commission expense</b>	<b>2,866</b>	<b>2,523</b>

#### 30. Other income

	Year ended 31 December 2013 mRUB	Year ended 31 December 2012 mRUB
Rental income	426	371
Gain on disposal of property and equipment	303	225
Other	590	565
	<u>1,319</u>	<u>1,161</u>
<b>Total other income</b>	<b>1,319</b>	<b>1,161</b>

#### 31. Operating expenses

	Year ended 31 December 2013 mRUB	Year ended 31 December 2012 mRUB
Salary and bonuses	14,733	15,387
Operating lease expense	3,454	3,284
Unified social tax contribution	3,313	3,517
Repairs and maintenance expense	2,286	2,362
Depreciation charge on property and equipment	2,178	1,889
Other	4,982	10,967
	<u>30,946</u>	<u>37,406</u>
<b>Total operating expenses</b>	<b>30,946</b>	<b>37,406</b>

## ROSBANK GROUP

### NOTES TO THE CONSOLIDATED FINANCIAL STATEMENTS FOR THE YEAR ENDED 31 DECEMBER 2013

---

#### 32. Income tax

The Group measures and records its current income tax payable and its tax bases in its assets and liabilities in accordance with the tax regulations of RF and countries where the Group and its subsidiaries operate, which may differ from IFRS.

The Group is subject to certain permanent tax differences due to the non-tax deductibility of certain expenses and certain income being treated as non-taxable for tax purposes.

Deferred taxes reflect the net tax effects of temporary differences between the carrying amounts of assets and liabilities for financial reporting purposes and the amounts used for tax purposes. Temporary differences as of 31 December 2013 and 2012 relate mostly to different methods/timing of income and expense recognition as well as to temporary differences generated by tax – book bases' differences for certain assets.

The tax rate used for the reconciliations below is the corporate tax rate of 20% payable by corporate entities in the RF on taxable profits (as defined) under tax law in that jurisdiction.

Based on semi-annual tax business planning exercise, the Group believes that it will generate sufficient taxable profits to recover the deferred tax assets recognized as of 31 December 2013.

Temporary differences as of 31 December 2013 and 2012 comprise:

	31 December 2013 mRUB	31 December 2012 mRUB
<b>Deferred tax assets/(liabilities) in relation to:</b>		
Due from banks and loans to customers	1,396	1,732
Other assets	758	787
Financial assets at fair value through profit or loss	(145)	467
Investments available-for-sale	(380)	(1,404)
Debt securities issued	(29)	(19)
Property and equipment	(2,199)	(2,104)
Other liabilities	1,147	1,440
Tax losses carried forward	280	-
	<hr/>	<hr/>
<b>Net deferred tax asset</b>	<b>828</b>	<b>899</b>
	<hr/> <hr/>	<hr/> <hr/>

The amount of tax losses carried forward as of 31 December 2013 relates to the following fiscal years:

	31 December 2013 mRUB
Year ended 31 December 2010	30
Year ended 31 December 2011	250
Year ended 31 December 2012	-
Year ended 31 December 2013	-
	<hr/>
<b>Deferred tax asset</b>	<b>280</b>
	<hr/> <hr/>

## ROSBANK GROUP

### NOTES TO THE CONSOLIDATED FINANCIAL STATEMENTS FOR THE YEAR ENDED 31 DECEMBER 2013

Relationships between tax expenses and accounting profit for the years ended 31 December 2013 and 2012 are explained as follows:

	Year ended 31 December 2013 mRUB	Year ended 31 December 2012 mRUB
<b>Profit before income tax</b>	<b>18,231</b>	<b>11,743</b>
Tax at the statutory tax rate (20%)	3,646	2,349
Tax effect due to different tax rates	(196)	(152)
Tax effect of permanent differences	690	986
Tax effect on disposal of subsidiaries, included in loss on discontinued operations	-	(52)
Tax corrections	149	180
<b>Income tax expense</b>	<b>4,289</b>	<b>3,311</b>
Current income tax expense	3,175	3,582
Deferred tax expense/(benefit)	1,114	(271)
<b>Income tax expense</b>	<b>4,289</b>	<b>3,311</b>
Deferred tax assets – beginning of the period	4,937	4,477
Deferred tax liabilities – beginning of the period	(4,038)	(2,487)
Changes in deferred income tax balances recognized in other comprehensive income and directly in equity	1,043	(1,414)
Deferred income tax liabilities/assets of subsidiaries sold/acquired	-	52
Change in deferred income tax balances recognized in consolidated profit or loss	(1,114)	271
Deferred tax assets – end of the period	4,108	4,937
Deferred tax liabilities – end of the period	(3,280)	(4,038)

### 33. Earnings per share attributable to equity holders of the parent

	Year ended 31 December 2013	Year ended 31 December 2012
<b>Profit</b>		
Net profit attributable to equity holders of the parent for the period (mRUB)	13,942	8,188
<b>Weighted average number of ordinary shares</b>		
For basic and diluted earnings per share	1,551,401,853	1,551,401,853
Earnings per share – basic and diluted (RUB)	<b>8.99</b>	<b>5.28</b>

## ROSBANK GROUP

### NOTES TO THE CONSOLIDATED FINANCIAL STATEMENTS FOR THE YEAR ENDED 31 DECEMBER 2013

#### 34. Commitments and contingencies

In the normal course of business, the Group is a party to financial instruments with off-balance sheet risk in order to meet the needs of its customers. These instruments, involving varying degrees of credit risk, are not reflected in the statement of financial position.

The Group's maximum exposure to credit risk under contingent liabilities and commitments to extend credit, in the event of non-performance by the other party where all counterclaims, collateral or security prove valueless, is represented by the contractual amounts of those instruments.

The Group uses the same credit control and management policies in undertaking off-balance sheet commitments as it does for on-balance operations. Extension of loans to customers within credit line limits is approved by the Group on a case-by-case basis and depends on borrowers' financial performance, debt service and other conditions.

	31 December 2013 mRUB	31 December 2012 mRUB
Litigations and other provisions	1,943	306
<b>Total other provisions</b>	<b>1,943</b>	<b>306</b>

In October 2013 one of the borrowers of the Bank initiated legal claim to annul payments made under loan agreement. The total amount brought under dispute was RUB 1,658 million, which was fully provisioned as of 31 December 2013.

As of 31 December 2013 and 2012, letters of credit and other transactions related to contingent obligations covered by cash on customers' accounts amounted to RUB 959 million and RUB 191 million, respectively and guarantees issued covered by cash amounted to RUB 205 million and RUB 199 million, respectively.

The risk-weighted amount is obtained by applying a credit conversion factor and counterparty risk weightings according to principles employed by the Basle Committee on Banking Supervision.

As of 31 December 2013 and 2012, the nominal or contract amounts and risk-weighted amounts were:

	31 December 2013		31 December 2012	
	Nominal Amount mRUB	Risk weighted amount mRUB	Nominal Amount mRUB	Risk weighted amount mRUB
<b>Contingent liabilities and credit commitments</b>				
Guarantees issued and similar commitments	47,672	23,738	62,574	31,904
Letters of credit and other transaction related contingent obligations	4,754	1,318	2,294	528
Commitments on loans and unused credit lines	125,526	51,704	118,769	48,921
<b>Total contingent liabilities and credit commitments</b>	<b>177,952</b>	<b>76,760</b>	<b>183,637</b>	<b>81,353</b>

The Group has commitments to provide funds under credit lines facilities. However, the Group has a right not to exercise such commitments due to certain conditions.

**Commitments on lease activities** – As of 31 December 2013 and 2012 the Group has commitments for capital expenditure on finance lease outstanding amounting to RUB 132 million and RUB 430 million, respectively.

## ROSBANK GROUP

### NOTES TO THE CONSOLIDATED FINANCIAL STATEMENTS FOR THE YEAR ENDED 31 DECEMBER 2013

**Operating lease commitments** – Where the Group is the lessee, the future minimum lease payments under non cancellable operating leases of buildings and equipment are as follows:

	31 December 2013 mRUB	31 December 2012 mRUB
Not later than 1 year	2,337	2,307
Later than 1 year and not later than 5 years	1,960	2,396
Later than 5 years	336	240
<b>Total operating lease commitments</b>	<b>4,633</b>	<b>4,943</b>

**Fiduciary activities** – In the normal course of its business, the Group enters into agreements with limited rights on decision making with clients for asset management in accordance with specific criteria established by clients. The Group may be liable for losses due to its gross negligence or wilful misconduct until such funds or securities are returned to the client. The maximum potential financial risk of the Group at any given moment is equal to the volume of the clients' funds plus/minus any unrealized gain/loss on the client's position. In the judgment of management, as of 31 December 2013 and 2012 the maximum potential financial risk on securities accepted by the Group on behalf of its clients does not exceed RUB 606 million and RUB 559 million, respectively. These amounts represent customers' funds under the management of the Group as at 31 December 2013 and 2012.

The Group also provides depository services to its customers. As of 31 December 2013 and 2012, the Group had customer securities totalling 597,004,534,332 items and 595,372,084,408 items, respectively, in its nominal holder accounts.

**Legal proceedings** – From time to time and in the normal course of business, claims against the Group are received from customers and counterparties. Management is of the opinion that no material unaccrued losses will be incurred and accordingly no provision has been made in these financial statements.

The Group is receiving claims from individual customers with respect to certain commissions withheld by the Group for loan agreements service. The CBR issued an instruction requiring banks to disclose effective interest rates on loans granted to individuals. Management is of the opinion that such claims would not have adverse consequences for the Group, and has established procedures on disclosing additional information in loan agreements in compliance with the CBR instruction.

**Taxation** – Commercial legislation of the RF and countries where the Group operates, including tax legislation, may allow more than one interpretation. In addition, there is a risk of tax authorities making arbitrary judgments of business activities. If a particular treatment, based on management's judgment of the Group's business activities, was to be challenged by the tax authorities, the Group may be assessed additional taxes, penalties and interest.

Such uncertainty may relate to the valuation of financial instruments, valuation of provision for impairment losses and the market pricing of deals. Additionally such uncertainty may relate to the valuation of temporary differences on the provision and recovery of the provision for impairment losses on loans to customers and receivables, as an underestimation of the taxable profit. The management of the Group believes that it has accrued all tax amounts due and therefore no allowance has been made in the consolidated financial statements.

**Russian Transfer Pricing Legislation** – Russian transfer pricing legislation was amended starting from 1 January 2012 to introduce additional reporting and documentation requirements. The new legislation allows the tax authorities to impose additional tax liabilities in respect of certain transactions, including but not limited to transactions with related parties, if they consider transaction to be priced not at arm's length. As the practice of implementation of the new transfer pricing rules has not yet developed and wording of some clauses of the rules is unclear, the impact of challenge of the Group's transfer pricing positions by the tax authorities cannot be reliably estimated.

## ROSBANK GROUP

### NOTES TO THE CONSOLIDATED FINANCIAL STATEMENTS FOR THE YEAR ENDED 31 DECEMBER 2013

**Operating environment** – Emerging markets such as the Russian Federation are subject to different risks than more developed markets, including economic, political and social, and legal and legislative risks. Laws and regulations affecting businesses in the Russian Federation continue to change rapidly, tax and regulatory frameworks are subject to varying interpretations. The future economic direction of the Russian Federation is heavily influenced by the fiscal and monetary policies adopted by the government, together with developments in the legal, regulatory, and political environment.

Because the Russian Federation produces and exports large volumes of oil and gas, its economy is particularly sensitive to the price of oil and gas on the world market.

Subsequent to 31 December 2013, the economic and political uncertainty in Ukraine increased significantly. In March 2014, sanctions have been imposed by the U.S. and E.U. on certain Russian officials, businessmen and companies. These official actions, particularly if further extended, may result in reduced access of the Russian businesses to international capital and export markets, capital flight, weakening of the Ruble and other negative economic consequences. Further, international rating agencies revised their outlook of Russia's sovereign credit rating in local and foreign currency from stable to negative. The impact of these developments on future operations and financial position of the Company is at this stage difficult to determine.

**Share-based payments** – The Group engages in cash settled and equity settled share-based payment transactions in respect of services received from certain employees. The fair value of the services received is measured by reference to the fair value of the shares or share options initially on the date of the grant and then subsequently at each reporting date. The cost of the employee services received in respect of the shares or share options granted is recognized in the consolidated income statement within administrative expenses, over the period that the services are received, which is the vesting period. A liability equal to the portion of the goods and services received is recognized at the current fair value determined at each balance sheet date for cash settled, share-based payments.

### 35. Transactions with related parties

Transactions between the Bank and its subsidiaries, which are related parties of the Bank, have been eliminated on consolidation and are not disclosed in this note. Details of transactions between the Group and other related parties are disclosed below:

	31 December 2013		31 December 2012	
	Related party transactions	Total category as per financial statement caption	Related party transactions	Total category as per financial statement caption
Financial assets at fair value through profit or loss				
- shareholders	5,121	34,039	4,578	33,796
Due from banks				
- shareholders	6,473	49,175	10,535	55,448
- related parties under common control with the Group	6,463		10,535	
	10		-	
Loans to customers, gross				
- key management personnel of the Group	913	673,923	1,378	627,868
- related parties under common control with the Group	-		1	
	913		1,377	
Allowance for impairment losses on loans to customers				
- related parties under common control with the Group	(683)	(61,665)	(644)	(62,785)
	(683)		(644)	

## ROSBANK GROUP

### NOTES TO THE CONSOLIDATED FINANCIAL STATEMENTS FOR THE YEAR ENDED 31 DECEMBER 2013

	31 December 2013 mRUB		31 December 2012 mRUB	
	Related party transactions	Total category as per financial statement caption	Related party transactions	Total category as per financial statement caption
Investments available-for-sale	117	54,489	117	43,298
- related parties under common control with the Group	117		117	
Other assets	504	10,744	-	13,247
- shareholders	473		-	
- related parties under common control with the Group	31		-	
Financial liabilities at fair value through profit or loss	4,740	9,261	6,817	12,354
- shareholders	4,740		6,817	
Due to banks	91,953	175,090	88,741	171,087
- shareholders	91,952		88,741	
- related parties under common control with the Group	1		-	
Customer accounts	7,782	381,998	6,750	327,431
- shareholders	580		-	
- key management personnel of the Group	440		1,024	
- related parties under common control with the Group	6,762		5,726	
Other liabilities	600	8,981	3,801	11,798
- shareholders	600		3,801	
Subordinated debt	33,286	33,286	31,456	31,456
- shareholders	30,611		28,975	
- related parties under common control with the Group	2,675		2,481	
Guarantees issued and similar commitments	605	47,672	154	62,574
- shareholders	589		146	
- key management personnel of the Group	4		3	
- related parties under common control with the Group	12		5	
Commitments on loans and unused credit lines	6,027	125,526	5,503	118,769
- shareholders	5,760		5,310	
- related parties under common control with the Group	267		193	
Guarantees received	4,478	367,556	8,564	438,079
- shareholders	4,478		8,564	

## ROSBANK GROUP

### NOTES TO THE CONSOLIDATED FINANCIAL STATEMENTS FOR THE YEAR ENDED 31 DECEMBER 2013

Included in the consolidated statements of profit or loss for the years ended 31 December 2013 and 2012 are the following amounts which arose due to transactions with related parties:

	Year ended 31 December 2013 mRUB		Year ended 31 December 2012 mRUB	
	Related party transactions	Total category as per financial statements caption	Related party transactions	Total category as per financial statements caption
Interest income	149	84,651	119	78,970
- shareholders	147		119	
- related parties controlled by, or under common control with the Group	2		-	
Interest expense	(7,670)	(36,807)	(8,517)	(33,108)
- shareholders	(7,483)		(8,273)	
- key management personnel of the Group	(14)		(77)	
- related parties under common control with the Group	(173)		(167)	
Provision for impairment losses	(39)	(10,516)	-	(7,697)
- related parties under common control with the Group	(39)		-	
Net (loss)/gain on financial assets and liabilities at fair value through profit or loss	733	(374)	624	379
- shareholders	733		624	
Net loss on foreign exchange operations	(1,809)	(1,841)	(1,436)	(103)
- shareholders	(1,809)		(1,436)	
Fee and commission income	1,965	13,359	1,880	12,547
- shareholders	337		335	
- key management personnel of the Group	2		5	
- related parties under common control with the Group	1,626		1,540	
Fee and commission expense	(156)	(2,866)	(166)	(2,523)
- shareholders	(156)		(166)	
Operating expense (other than compensation)	2,562	(12,900)	(775)	(18,502)
- shareholders	2,562		(775)	
Other income	28	1,319	21	1,161
- shareholders	28		21	
Salary, bonuses and social security contribution	(562)	(18,046)	(413)	(18,904)
- key management personnel	(562)		(413)	



### 36. Fair value of financial instruments

Estimated fair value disclosures of financial instruments is made in accordance with the requirements of IAS 32 "Financial Instruments: Disclosure and Presentation" and IAS 39 "Financial Instruments: Recognition and Measurement". Fair value is defined as the amount at which the instrument could be exchanged in a current transaction between knowledgeable willing parties in an arm's length transaction, other than in a forced or liquidation sale.

The fair values of financial assets and financial liabilities are determined as follows.

- The fair values of financial assets and financial liabilities with standard terms and conditions and traded on active liquid markets are determined with reference to quoted market prices (includes listed redeemable notes, bills of exchange, debentures and perpetual notes).
- Unquoted equities and debt securities classified as available-for-sale are valued using models that use both observable and unobservable data. The non-observable inputs to the models include assumptions regarding the future financial performance of the investee, its risk profile, and economic assumptions regarding the industry and geographical jurisdiction in which the investee operates.
- As there is no active secondary market in Russia for loans and advances to banks and customers, due to banks, customer accounts, promissory notes issued, subordinated debt and other financial assets and liabilities, there is no reliable market value available for these portfolios.
- For financial assets and liabilities that have a short term maturity (less than 3 months), it is assumed that the carrying amounts approximate to their fair value. This assumption is also applied to demand deposits and savings accounts without a maturity.
- For loans and advances to banks and customers and deposits by banks and customers and promissory notes issued at variable rates management believes that carrying rate may be assumed to be fair value.
- For loans and advances to banks and customers and deposits by banks and customers and promissory notes issued at fixed rates fair value has been estimated by reference to the market rates available at the balance sheet date for similar instruments of maturity equal to the remaining fixed period.
- The fair values of other financial assets and financial liabilities (excluding derivative instruments) are determined in accordance with generally accepted pricing models based on discounted cash flow analysis using prices from observable current market transactions and dealer quotes for similar instruments.
- The fair values of derivative instruments are calculated using quoted prices. Where such prices are not available, a discounted cash flow analysis is performed using the applicable yield curve for the duration of the instruments for non-optional derivatives, and option pricing models for optional derivatives. Foreign currency forward contracts are measured using quoted forward exchange rates and yield curves derived from quoted interest rates matching maturities of the contracts. Interest rate swaps are measured at the present value of future cash flows estimated and discounted based on the applicable yield curves derived from quoted interest rates.

## ROSBANK GROUP

### NOTES TO THE CONSOLIDATED FINANCIAL STATEMENTS FOR THE YEAR ENDED 31 DECEMBER 2013

The fair value of financial assets and liabilities compared with the corresponding carrying amount in the consolidated statement of financial position of the Group is presented below:

	31 December 2013		31 December 2012	
	Carrying value, mRUB	Fair value, mRUB	Carrying value, mRUB	Fair value, mRUB
Cash and balances with the Central Bank of the Russian Federation	73,472	73,472	56,967	56,967
Financial assets at fair value through profit or loss	34,039	34,039	33,796	33,796
Due from banks	49,175	49,175	55,448	55,448
Loans to customers	612,258	612,258	565,083	565,941
Investments available-for-sale	54,489	54,489	43,298	43,298
Other financial assets	1,146	1,146	1,457	1,457
Financial liabilities at fair value through profit or loss	9,261	9,261	12,354	12,354
Due to the Central Bank of the Russian Federation	6,119	6,119	30,080	30,080
Due to banks	175,090	175,090	171,087	171,087
Customer accounts	381,998	381,998	327,431	327,436
Debt securities issued	115,278	116,228	90,126	90,279
Other provisions	1,943	1,943	306	306
Other financial liabilities	6,081	6,081	8,623	8,623
Subordinated debt	33,286	33,286	31,456	31,456

#### Assets and liabilities for which fair value approximates carrying value

For financial assets and liabilities that have a short term maturity (less than 3 months), it is assumed that the carrying amounts approximate to their fair value. This assumption is also applied to demand deposits and savings accounts.

#### Fair value measurements recognised in the consolidated statement of financial position

The following table provides an analysis of financial and non-financial instruments that are measured subsequent to initial recognition at fair value, grouped into Levels 1 to 3 based on the degree to which the fair value is observable:

- Level 1 fair value measurements are those derived from quoted prices (unadjusted) in active markets for identical assets or liabilities.
- Level 2 fair value measurements are those derived from inputs other than quoted prices included within Level 1 that are observable for the asset or liability, either directly (i.e. as prices) or indirectly (i.e. derived from prices).
- Level 3 fair value measurements are those derived from valuation techniques that include inputs for the asset or liability that are not based on observable market data (unobservable inputs).

# ROSBANK GROUP

## NOTES TO THE CONSOLIDATED FINANCIAL STATEMENTS FOR THE YEAR ENDED 31 DECEMBER 2013

Balance Sheet Category	31 December 2013, mRUB			31 December 2012, mRUB		
	Level 1	Level 2	Level 3	Level 1	Level 2	Level 3
Cash and balances with the Central Bank of the Russian Federation	-	73,472	-	-	56,967	-
Financial assets at fair value through profit or loss	7,879	26,160	-	6,646	27,150	-
Due from banks	-	49,175	-	-	55,448	-
Loans to customers	-	612,258	-	-	565,083	-
Investments available-for-sale	54,353	136	-	38,363	4,935	-
Property and equipment	-	-	20,444	-	-	20,131
Financial liabilities at fair value through profit or loss	273	8,988	-	-	12,354	-
Due to the Central Bank of the Russian Federation	-	6,119	-	-	30,080	-
Due to banks	-	175,090	-	-	171,087	-
Customer accounts	-	381,998	-	-	327,431	-
Debt securities issued	103,727	11,551	-	79,337	10,789	-
Subordinated debt	-	33,286	-	-	31,456	-

During 2013, the Group reclassified derivative financial instruments from Level 1 to Level 2 category to bring the presentation in accordance with parameters used for valuation.

### 37. Offsetting financial assets and liabilities

	Impact of offsetting on the statement of financial position		Net amount presented in the statement of financial position	Impact of Master Netting Agreements and similar agreements			Assets not subject to offsetting	Total assets/ liabilities 31 December 2013	
	Gross amount	Amounts offset		Financial instruments recognised in the statement of financial position	Cash collateral received	Financial instruments received as collateral			Net amount
<b>ASSETS</b>									
Derivative financial instruments	9,549	-	9,549	8,507	-	-	1,042	-	9,549
Other assets not subject to offsetting	-	-	-	-	-	-	-	854,592	854,592
<b>TOTAL ASSETS</b>	<b>9,549</b>	<b>-</b>	<b>9,549</b>	<b>8,507</b>	<b>-</b>	<b>-</b>	<b>1,042</b>	<b>854,592</b>	<b>864,141</b>
<b>LIABILITIES</b>									
Derivative financial instruments	8,988	-	8,988	8,507	-	-	481	-	8,988
Other liabilities not subject to offsetting	-	-	-	-	-	-	-	726,406	726,406
<b>TOTAL LIABILITIES</b>	<b>8,988</b>	<b>-</b>	<b>8,988</b>	<b>8,507</b>	<b>-</b>	<b>-</b>	<b>481</b>	<b>726,406</b>	<b>735,394</b>

# ROSBANK GROUP

## NOTES TO THE CONSOLIDATED FINANCIAL STATEMENTS FOR THE YEAR ENDED 31 DECEMBER 2013

	Impact of offsetting on the statement of financial position		Net amount presented in the statement of financial position	Impact of Master Netting Agreements and similar agreements	Master Netting Agreements and similar agreements		Net amount	Assets not subject to offsetting	Total assets/liabilities 31 December 2012
	Gross amount	Amounts offset			Cash collateral received	Financial instruments received as collateral			
<b>ASSETS</b>									
Derivative financial instruments	9,413	-	9,413	8,551	-	-	862	-	9,413
Other assets not subject to offsetting	-	-	-	-	-	-	-	788,967	788,967
<b>TOTAL ASSETS</b>	<b>9,413</b>	<b>-</b>	<b>9,413</b>	<b>8,551</b>	<b>-</b>	<b>-</b>	<b>862</b>	<b>788,967</b>	<b>798,380</b>
<b>LIABILITIES</b>									
Derivative financial instruments	12,354	-	12,354	8,551	-	-	3,803	-	12,354
Other liabilities not subject to offsetting	-	-	-	-	-	-	-	667,301	667,301
<b>TOTAL LIABILITIES</b>	<b>12,354</b>	<b>-</b>	<b>12,354</b>	<b>8,551</b>	<b>-</b>	<b>-</b>	<b>3,803</b>	<b>667,301</b>	<b>679,655</b>

### 38. Regulatory matters

Quantitative measures established by regulation to ensure capital adequacy require the Group to maintain minimum amounts and ratios of total (8%) and tier 1 capital (4%) to risk weighted assets.

The ratio was calculated according to the principles employed by the Basle Committee.

The following table analyzes the Group's regulatory capital resources for capital adequacy purposes in accordance with the principles employed by the Basle Committee.

	31 December 2013 mRUB	31 December 2012 mRUB
Tier 1 capital	118,949	104,931
Tier 2 capital	36,619	33,769
<b>Total capital</b>	<b>155,568</b>	<b>138,700</b>

As at 31 December 2013 and 2012 the Group included in the computation of Total capital for Capital adequacy purposes the subordinated debt received, limited to 50% of Tier 1 capital. In the event of bankruptcy or liquidation of the Group, repayment of this debt is subordinate to the repayments of the Group's liabilities to all other creditors.

As at 31 December 2013 the Group's total capital amount for Capital Adequacy purposes was RUB 155,568 million and Tier 1 capital amount was RUB 118,949 million with ratios of 19.4% and 14.8%, respectively.

As at 31 December 2012 the Group's total capital amount for Capital Adequacy purposes was RUB 138,700 million and Tier 1 capital amount was RUB 104,931 million with ratios of 18.2% and 13.8%, respectively.

# ROSBANK GROUP

## NOTES TO THE CONSOLIDATED FINANCIAL STATEMENTS FOR THE YEAR ENDED 31 DECEMBER 2013

---

### 39. Capital risk management

The Group manages its capital to ensure that entities in the Group will be able to continue as a going concern while maximizing the return to stakeholders through the optimization of the debt and equity balance.

The Group is obliged to comply with CBR capital adequacy requirements.

The capital structure of the Group consists of debt, which includes subordinated debt disclosed in Note 22, and equity attributable to equity holders of the parent, comprising issued capital, reserves and retained earnings as disclosed in consolidated statement of changes in equity.

The Management Board reviews the capital structure on a semi-annual basis. As a part of this review, the Board considers the cost of capital and the risks associated with each class of capital. Based on recommendations of the Board, the Group balances its overall capital structure through the payment of dividends, new share issues as well as the issue of new debt or the redemption of existing debt.

The Group's overall capital risk management policy remains unchanged from 2012.

### 40. Segment reporting

The Group discloses information to enable users of its financial statements to evaluate the nature and financial effects of the business activities in which it engages and the economic environments in which it operates. This matter is regulated by IFRS 8 "Operating segments" and other standards that require special disclosures in the form of segmental reporting.

IFRS 8 defines an operating segment as follows. An operating segment is a component of an entity:

- That engages in business activities from which it may earn revenues and incur expenses (including revenues and expenses relating to transactions with other components of the same entity);
- Whose operating results are reviewed regularly by the entity's chief operating decision maker to make decisions about resources to be allocated to the segment and assess its performance; and
- For which discrete financial information is available.

Information reported to the chief operating decision maker for the purposes of resource allocation and assessment of segment performance focuses on types of services delivered or provided. The Group's reportable segments under IFRS 8 are therefore as follows:

- Retail banking – representing private banking services, private customer current accounts, savings, deposits, investment savings products, custody, credit and debit cards, consumer loans and mortgages.
- Corporate banking – representing direct debit facilities, current accounts, deposits, overdrafts, loan and other credit facilities, foreign currency and derivative products.
- Treasury and Financial institutions – representing all trading financial instruments recognized and measured at fair value through profit and loss as well as loans and borrowings initiated through interbank transactions.

The accounting policies of the operating segments are the same as those described in the summary of significant accounting policies. Transactions between the operating segments consist only of reallocating of funds. Funds are ordinarily reallocated between segments, resulting in funding cost transfers disclosed in operating income. Interest charged for these funds is based on the Group's marginal funding price. There are no other material items of income or expense between the business segments. Segment assets and liabilities comprise operating assets and liabilities. Internal charges and transfer pricing adjustments have been reflected in the performance of each business.

The main business activity of the Group is concentrated in RF, thus no geographical segmentation is reported.

# ROSBANK GROUP

## NOTES TO THE CONSOLIDATED FINANCIAL STATEMENTS FOR THE YEAR ENDED 31 DECEMBER 2013

Segment information about these businesses is presented below.

	Retail banking	Corporate banking	Treasury and Financial institutions	Unallocated	Year ended 31 December 2013
Net interest margin	33,487	9,351	393	4,613	47,844
Provisions for impairment losses on interest bearing assets	(8,421)	(2,128)	1	32	(10,516)
Net gain/(loss) on financial transactions	460	-	1,197	(163)	1,494
Net fee and commission income	5,590	4,866	590	(553)	10,493
Other provisions	(85)	(1,773)	-	-	(1,858)
Dividend income	-	-	-	401	401
Other income	739	(3)	57	526	1,319
<b>Total operating income</b>	<b>31,770</b>	<b>10,313</b>	<b>2,238</b>	<b>4,856</b>	<b>49,177</b>
Operating expenses	(22,822)	(8,560)	(1,456)	1,892	(30,946)
Profit before income tax	8,948	1,753	782	6,748	18,231
Income tax expense	-	-	-	(4,289)	(4,289)
<b>Net profit</b>	<b>8,948</b>	<b>1,753</b>	<b>782</b>	<b>2,459</b>	<b>13,942</b>
<b>Segment assets</b>	<b>442,661</b>	<b>198,416</b>	<b>81,302</b>	<b>141,762</b>	<b>864,141</b>
<b>Segment liabilities</b>	<b>279,684</b>	<b>220,101</b>	<b>190,950</b>	<b>44,659</b>	<b>735,394</b>
<b>Other segment items</b>					
Depreciation charge on property and equipment	(1,139)	(348)	(38)	(653)	(2,178)
Cash and balances with the Central Bank of the Russian Federation	5,250	-	-	68,222	73,472
Financial assets at fair value through profit or loss	-	-	34,039	-	34,039
Loans and advances to banks	2,354	-	46,821	-	49,175
Loans to customers	417,896	194,362	-	-	612,258
Investments available-for-sale	-	-	-	54,489	54,489
Property and equipment	13,252	4,054	442	7,603	25,351
Financial liabilities at fair value through profit or loss	-	-	9,261	-	9,261
Due to the Central Bank of the Russian Federation	-	-	6,119	-	6,119
Deposits from banks	49,807	-	125,283	-	175,090
Customer accounts	161,897	220,101	-	-	381,998
Debt securities issued	64,991	-	50,287	-	115,278
Subordinated debt	-	-	-	33,286	33,286
Capital expenditure	879	269	29	505	1,682

# ROSBANK GROUP

## NOTES TO THE CONSOLIDATED FINANCIAL STATEMENTS FOR THE YEAR ENDED 31 DECEMBER 2013

	Retail banking	Corporate banking	Treasury and Financial institutions	Unallocated	Year ended 31 December 2012
Net interest margin	31,509	8,427	716	5,210	45,862
Provisions for impairment losses on interest bearing assets	(2,762)	(4,711)	(8)	(216)	(7,697)
Net gain/(loss) on financial transactions	372	-	1,546	(1,352)	566
Net fee and commission income	5,609	4,890	185	(660)	10,024
Other provisions	(191)	(799)	-	-	(990)
Dividend income	-	-	-	223	223
Other income	628	(3)	43	493	1,161
<b>Total operating income</b>	<b>35,165</b>	<b>7,804</b>	<b>2,482</b>	<b>3,698</b>	<b>49,149</b>
Operating expenses	(24,630)	(8,985)	(1,387)	(2,404)	(37,406)
Profit/(loss) before income tax	10,535	(1,181)	1,095	1,294	11,743
Income tax expense	-	-	-	(3,311)	(3,311)
<b>Net profit/(loss)</b>	<b>10,535</b>	<b>(1,181)</b>	<b>1,095</b>	<b>(2,017)</b>	<b>8,432</b>
<b>Segment assets</b>	<b>416,754</b>	<b>183,998</b>	<b>87,645</b>	<b>109,983</b>	<b>798,380</b>
<b>Segment liabilities</b>	<b>248,223</b>	<b>186,729</b>	<b>200,169</b>	<b>44,534</b>	<b>679,655</b>
<b>Other segment items</b>					
Depreciation charge on property and equipment	(1,403)	(473)	(13)	-	(1,889)
Cash and balances with the Central Bank of the Russian Federation	2,707	-	-	54,260	56,967
Financial assets at fair value through profit or loss	-	-	33,796	-	33,796
Loans and advances to banks	1,770	-	53,678	-	55,448
Loans to customers	387,399	177,684	-	-	565,083
Investments available-for-sale	-	-	-	43,298	43,298
Property and equipment	18,734	6,314	171	1	25,220
Financial liabilities at fair value through profit or loss	-	-	12,354	-	12,354
Due to the Central Bank of the Russian Federation	-	-	30,080	-	30,080
Deposits from banks	63,877	-	107,210	-	171,087
Customer accounts	140,702	186,729	-	-	327,431
Debt securities issued	39,601	-	50,525	-	90,126
Subordinated debt	-	-	-	31,456	31,456
Capital expenditure	2,533	854	23	-	3,410

In 2013 the Group changed the methodology and format of presentation of financial results by segment. The information is reported to the chief operating decision maker in this format. The main changes are related to calculation of net interest margin, which includes internal segment fund transfer pricing. Comparative information for the year 2012 was recalculated according to updated methodology.

Net interest margin for the year ended 31 December 2012 was recalculated as follows:

	Retail banking	Corporate banking	Treasury and Financial institutions	Unallocated	Year ended 31 December 2012
Interest income	57,369	16,527	1,264	3,810	78,970
Interest expense	(6,015)	(8,358)	(14,612)	(4,123)	(33,108)
(Expense)/income from other segments	(9,717)	(731)	11,333	(885)	-
Total net interest margin (previous methodology)	41,637	7,438	(2,015)	(1,198)	45,862
Reallocation	(10,128)	989	2,731	6,408	-
<b>Total net interest margin (new methodology)</b>	<b>31,509</b>	<b>8,427</b>	<b>716</b>	<b>5,210</b>	<b>45,862</b>

# ROSBANK GROUP

## NOTES TO THE CONSOLIDATED FINANCIAL STATEMENTS FOR THE YEAR ENDED 31 DECEMBER 2013

Balance sheet lines as at 31 December 2012 were recalculated as follows:

	Retail banking	Corporate banking	Treasury and Financial institutions	Unallocated	31 December 2012
<b>Segment assets</b>					
<b>(previous methodology)</b>	391,171	198,960	89,415	118,834	798,380
Reallocation	25,583	(14,962)	(1,770)	(8,851)	-
<b>Segment assets</b>					
<b>(new methodology)</b>	<u>416,754</u>	<u>183,998</u>	<u>87,645</u>	<u>109,983</u>	<u>798,380</u>
<b>Segment liabilities</b>					
<b>(previous methodology)</b>	137,917	189,514	303,647	48,577	679,655
Reallocation	110,306	(2,785)	(103,478)	(4,043)	-
<b>Segment liabilities</b>					
<b>(new methodology)</b>	<u>248,223</u>	<u>186,729</u>	<u>200,169</u>	<u>44,534</u>	<u>679,655</u>
<b>Other segment items</b>					
Cash and balances with the Central Bank of the Russian Federation (previous methodology)	-	-	-	56,967	56,967
Reallocation	2,707	-	-	(2,707)	-
Cash and balances with the Central Bank of the Russian Federation (new methodology)	<u>2,707</u>	<u>-</u>	<u>-</u>	<u>54,260</u>	<u>56,967</u>
Loans and advances to banks (previous methodology)	-	-	55,448	-	55,448
Reallocation	1,770	-	(1,770)	-	-
Loans and advances to banks (new methodology)	<u>1,770</u>	<u>-</u>	<u>53,678</u>	<u>-</u>	<u>55,448</u>
Loans to customers (previous methodology)	372,437	192,646	-	-	565,083
Reallocation	14,962	(14,962)	-	-	-
Loans to customers (new methodology)	<u>387,399</u>	<u>177,684</u>	<u>-</u>	<u>-</u>	<u>565,083</u>
Deposits from banks (previous methodology)	-	-	171,087	-	171,087
Reallocation	63,877	-	(63,877)	-	-
Deposits from banks (new methodology)	<u>63,877</u>	<u>-</u>	<u>107,210</u>	<u>-</u>	<u>171,087</u>
Debt securities issued (previous methodology)	-	-	90,126	-	90,126
Reallocation	39,601	-	(39,601)	-	-
Debt securities issued (new methodology)	<u>39,601</u>	<u>-</u>	<u>50,525</u>	<u>-</u>	<u>90,126</u>



# ROSBANK GROUP

## NOTES TO THE CONSOLIDATED FINANCIAL STATEMENTS FOR THE YEAR ENDED 31 DECEMBER 2013

### 41. Risk management policies

Management of risk is fundamental to the Group's banking business and is an essential element of the Group's operations. The main risks inherent to the Group's operations are those related to credit exposures, liquidity and market movements in interest rates and foreign exchange rates. A description of the Group's risk management policies in relation to those risks follows.

#### Liquidity risk

Liquidity risk refers to the availability of sufficient funds to meet deposit withdrawals and other financial commitments associated with financial instruments as they actually fall due.

Current liquidity and cash flow risks are commonly managed by the Treasury department and ALM within Finance division. Short term liquidity structure is daily managed by Treasury (priority in decisions with horizon up to 6 months) while general structure and long term horizon is followed by ALM (priority in decisions on horizon over 6 months). Strategic decisions and overall risk monitoring is provided by the Management Board through Assets and Liabilities Committee (ALCO).

The Treasury Department produces intra-day forecasts on the Group payment position with short horizon (1-3 days) and performs management and control of the current liquidity position of the Group. The Asset and Liability Management Department of Finance Directorate (ALM) assesses excess/lack of liquidity on cumulative and individual basis through managerial cash flow gap analysis. It is produced by ALM weekly and monthly as a basic tool for liquidity risk analysis. It is reported to top and senior management of the Bank weekly, presented on ALCO. Quarterly the Group IFRS cash flow gap table is produced according to standards of the major shareholder and reported via automated system for consolidation. The method used for assessment of the maturity structure is GAP analysis is being constantly revised to ensure integrity with real business profile and standards of the Group. It includes the analysis of absolute characteristics of the individual and cumulative gaps of the periodic structure of assets/liabilities based on basic maturity periods. Maturity is presented according to contractual terms and modeled prepayment impact for explicit maturity items and modeled amortization schedule for non-maturity items, client behaviour regarding contractual options is subject for further implementation in the gaps structure. The Central Bank of the Russian Federation's obligatory ratios are calculated and forecasted in terms of compliance by Finance Directorate. Both Treasury and ALM activities are performed with regard to possible impact on regulatory compliance.

The limits on Cumulative liquidity GAPs were set for Rosbank in July 2013. Since that month Rosbank was within the limits for all time buckets and for all reporting dates. Rusfinance and Delta don't have Liquidity limits notified by DEVL (major shareholder regulatory department).

The analysis of liquidity risk is presented in the following table:

	Up to 1 month	1 month to 3 months	3 months to 1 year	1 year to 5 years	Over 5 years	Maturity undefined	31 December 2013 mRUB Total
<b>ASSETS</b>							
Cash and balances with the Central Bank of the Russian Federation	73,472	-	-	-	-	-	73,472
Financial assets at fair value through profit or loss	34,039	-	-	-	-	-	34,039
Due from banks	32,963	3,956	11,856	400	-	-	49,175
Loans to customers	48,906	63,048	176,497	264,697	59,110	-	612,258
Investments available-for-sale	54,132	4	20	207	121	5	54,489
Property and equipment	230	446	1,999	10,340	12,336	-	25,351
Current income tax asset	-	-	505	-	-	-	505
Deferred income tax asset	64	129	580	1,483	1,852	-	4,108
Other assets	4,782	403	2,876	2,634	49	-	10,744
<b>TOTAL ASSETS</b>	<b>248,588</b>	<b>67,986</b>	<b>194,333</b>	<b>279,761</b>	<b>73,468</b>	<b>5</b>	<b>864,141</b>

# ROSBANK GROUP

## NOTES TO THE CONSOLIDATED FINANCIAL STATEMENTS FOR THE YEAR ENDED 31 DECEMBER 2013

### LIABILITIES

Financial liabilities at fair value through profit or loss	818	598	693	3,089	4,063	-	9,261
Due to the Central Bank of the Russian Federation	5,119	-	1,000	-	-	-	6,119
Due to banks	79,009	7,480	42,546	44,527	1,528	-	175,090
Customer accounts	69,113	34,393	107,144	124,013	47,335	-	381,998
Debt securities issued	886	1,367	44,929	67,488	608	-	115,278
Other provisions	1,943	-	-	-	-	-	1,943
Current income tax liabilities	158	-	-	-	-	-	158
Deferred income tax liabilities	3,280	-	-	-	-	-	3,280
Other liabilities	6,515	1,361	447	658	-	-	8,981
Subordinated debt	168	171	4,031	4,690	24,226	-	33,286

<b>TOTAL LIABILITIES</b>	<b>167,009</b>	<b>45,370</b>	<b>200,790</b>	<b>244,465</b>	<b>77,760</b>	<b>-</b>	<b>735,394</b>
--------------------------	----------------	---------------	----------------	----------------	---------------	----------	----------------

Liquidity gap	81,579	22,616	(6,457)	35,296	(4,292)	5
---------------	--------	--------	---------	--------	---------	---

<b>Cumulative liquidity gap</b>	<b>81,579</b>	<b>104,195</b>	<b>97,738</b>	<b>133,034</b>	<b>128,742</b>	<b>128,747</b>
---------------------------------	---------------	----------------	---------------	----------------	----------------	----------------

	Up to 1 month	1 month to 3 months	3 months to 1 year	1 year to 5 years	Over 5 years	Maturity undefined	31 December 2012 mRUB Total
--	------------------	------------------------	-----------------------	----------------------	-----------------	-----------------------	---

### ASSETS

Cash and balances with the Central Bank of the Russian Federation	56,967	-	-	-	-	-	56,967
Financial assets at fair value through profit or loss	18,405	15,391	-	-	-	-	33,796
Due from banks	48,286	2,512	4,308	342	-	-	55,448
Loans to customers	35,206	51,603	167,954	245,747	64,573	-	565,083
Investments available-for-sale	31,733	183	9,729	647	1,006	-	43,298
Property and equipment	210	420	1,892	10,088	12,610	-	25,220
Current income tax asset	-	-	384	-	-	-	384
Deferred income tax asset	52	103	464	1,929	2,389	-	4,937
Other assets	4,928	431	617	2,328	4,943	-	13,247

<b>TOTAL ASSETS</b>	<b>195,787</b>	<b>70,643</b>	<b>185,348</b>	<b>261,081</b>	<b>85,521</b>	<b>-</b>	<b>798,380</b>
---------------------	----------------	---------------	----------------	----------------	---------------	----------	----------------

### LIABILITIES

Financial liabilities at fair value through profit or loss	476	721	2,806	2,171	6,180	-	12,354
Due to the Central Bank of the Russian Federation	5,049	5,000	20,031	-	-	-	30,080
Due to banks	48,577	14,425	55,309	50,878	1,898	-	171,087
Customer accounts	71,837	45,002	93,761	83,653	33,178	-	327,431
Debt securities issued	548	2,039	48,557	38,399	583	-	90,126
Other provisions	251	55	-	-	-	-	306
Current income tax liabilities	979	-	-	-	-	-	979
Deferred income tax liabilities	4,038	-	-	-	-	-	4,038
Other liabilities	4,823	5,012	1,963	-	-	-	11,798
Subordinated debt	163	164	132	8,591	22,406	-	31,456

<b>TOTAL LIABILITIES</b>	<b>136,741</b>	<b>72,418</b>	<b>222,559</b>	<b>183,692</b>	<b>64,245</b>	<b>-</b>	<b>679,655</b>
--------------------------	----------------	---------------	----------------	----------------	---------------	----------	----------------

Liquidity gap	59,046	(1,775)	(37,211)	77,389	21,276	-
---------------	--------	---------	----------	--------	--------	---

<b>Cumulative liquidity gap</b>	<b>59,046</b>	<b>57,271</b>	<b>20,060</b>	<b>97,449</b>	<b>118,725</b>	<b>118,725</b>
---------------------------------	---------------	---------------	---------------	---------------	----------------	----------------

Asset and liability maturity periods and the ability to replace interest bearing liabilities at an acceptance cost when they mature are crucial in determining the Group's liquidity and its fluctuation of interest and exchange rates.

The maturity of time deposits of individuals is based on contractual terms. However, time deposits can be withdrawn by individuals on demand.

# ROSBANK GROUP

## NOTES TO THE CONSOLIDATED FINANCIAL STATEMENTS FOR THE YEAR ENDED 31 DECEMBER 2013

The equity investments available-for-sale and the equity investments at fair value through profit or loss have no contractual maturity and are classified based on management's intentions.

Currently, a considerable part of customer deposits are repayable on demand. However, the fact that these deposits are diversified by the number and type of customers and the Group's previous experience indicate that deposits are a stable and long-term source of financing for the Group.

The analysis of off-balance liquidity risk is presented in the following table:

	Up to 1 month	1 month to 3 months	3 months to 1 year	1 year to 5 years	Over 5 years	Maturity undefined	31 December 2013 mRUB Total
<b>OFFBALANCE ASSETS</b>							
<b>Interest rate instruments</b>							
Swaps	-	13,300	33,200	32,481	65,661	-	144,642
<b>Forex instruments</b>							
Firm instruments	35,084	56,326	99,897	121,815	4,228	-	317,350
<b>Commodity instruments</b>							
Firm instruments	306	114	373	426	-	-	1,219
Options	590	1,314	7,380	8,371	-	-	17,655
<b>Other forward market financial exchange Instruments</b>							
	-	-	-	1,004	-	-	1,004
<b>OFFBALANCE LIABILITIES</b>							
<b>Interest rate instruments</b>							
Swaps	-	13,300	33,200	32,481	65,661	-	144,642
<b>Forex instruments</b>							
Firm instruments	35,186	56,692	100,292	122,471	4,228	-	318,868
<b>Commodity instruments</b>							
Firm instruments	306	114	373	426	-	-	1,219
Options	590	1,314	7,380	8,371	-	-	17,655
<b>Other forward market financial exchange Instruments</b>							
	-	-	-	-	-	-	-
	Up to 1 month	1 month to 3 months	3 months to 1 year	1 year to 5 years	Over 5 years	Maturity undefined	31 December 2012 mRUB Total
<b>OFFBALANCE ASSETS</b>							
<b>Interest rate instruments</b>							
Swaps	810	-	23,807	6,580	59,740	-	90,936
<b>Forex instruments</b>							
Firm instruments	59,981	28,153	131,090	80,360	-	-	299,585
<b>Commodity instruments</b>							
Firm instruments	-	137	1,174	40	-	-	1,351
Options	182	3	25	-	-	-	210
<b>Other forward market financial exchange Instruments</b>							
	-	-	-	893	-	-	893
<b>OFFBALANCE LIABILITIES</b>							
<b>Interest rate instruments</b>							
Swaps	810	-	23,807	6,580	59,740	-	90,936
<b>Forex instruments</b>							
Firm instruments	60,373	29,081	133,870	81,265	-	-	304,588
<b>Commodity instruments</b>							
Firm instruments	-	137	1,174	40	-	-	1,351
Options	182	3	25	-	-	-	210
<b>Other forward market financial exchange Instruments</b>							
	-	-	-	-	-	-	-

# ROSBANK GROUP

## NOTES TO THE CONSOLIDATED FINANCIAL STATEMENTS FOR THE YEAR ENDED 31 DECEMBER 2013

The table below presents the cash flow payable by the Group under financial liabilities by remaining contractual maturities at the reporting date. The amounts disclosed in the table are the contractual undiscounted cash flows of all financial liabilities (i.e. nominal values), whereas the Group manages the inherent liquidity risk based on discounted expected cash inflows.

	Up to 1 month	1 month to 3 months	3 months to 1 year	1 year to 5 years	Over 5 years	31 December 2013 mRUB Total
<b>LIABILITIES</b>						
Financial liabilities at fair value through profit or loss	9,140	9	35	75	2	9,261
Due to the Central Bank of the Russian Federation	5,119	-	1,000	-	-	6,119
Due to banks	77,696	7,847	44,255	50,258	2,635	182,691
Customer accounts	69,309	34,573	107,916	129,793	46,823	388,414
Debt securities issued	1,195	7,716	62,003	115,269	504	186,687
Other provisions	1,943	-	-	-	-	1,943
Other financial liabilities	3,399	1,544	468	670	-	6,081
Subordinated debt	374	607	5,134	10,585	32,690	49,390
Contingent liabilities and credit commitments	11,328	17,360	75,218	71,921	2,004	177,831
<b>Total financial liabilities and commitments</b>	<b>179,503</b>	<b>69,656</b>	<b>296,029</b>	<b>378,571</b>	<b>84,658</b>	<b>1,008,417</b>

	Up to 1 month	1 month to 3 months	3 months to 1 year	1 year to 5 years	Over 5 years	31 December 2012 mRUB Total
<b>LIABILITIES</b>						
Financial liabilities at fair value through profit or loss	14,229	12	42	142	4	14,429
Due to the Central Bank of the Russian Federation	5,049	5,000	20,031	-	-	30,080
Due to banks	53,449	14,445	55,616	53,421	1,752	178,683
Customer accounts	74,328	45,233	94,084	87,365	33,238	334,248
Debt securities issued	158	2,889	52,854	46,610	181	102,692
Other provisions	306	-	-	-	-	306
Other financial liabilities	2,214	4,446	1,963	-	-	8,623
Subordinated debt	163	164	132	8,857	39,931	49,247
Contingent liabilities and credit commitments	21,102	14,860	91,191	53,613	2,871	183,637
<b>Total financial liabilities and commitments</b>	<b>170,998</b>	<b>87,049</b>	<b>315,913</b>	<b>250,008</b>	<b>77,977</b>	<b>901,945</b>

As at 31 December 2013 and 2012 contingent liabilities and credit commitments included financial guarantee contracts in the amount of RUB 47,672 million and RUB 62,574 million, respectively. These are the maximum amounts the Group could be forced to settle under the arrangement for the full guaranteed amount if that amount is claimed by the counterparty to the guarantee. Based on expectations at the end of the reporting period, the Group considers that it is more likely than not that no amount will be payable under the arrangement. However, this estimate is subject to change depending on the probability of the counterparty claiming under the guarantees which is a function of the likelihood that the financial receivables held by the counterparty which are guaranteed suffer credit losses.

# ROSBANK GROUP

## NOTES TO THE CONSOLIDATED FINANCIAL STATEMENTS FOR THE YEAR ENDED 31 DECEMBER 2013

---

### Operational Risk

Operational risk is the risk of loss arising from systems failure, human error, fraud or external events. When controls fail to perform, operational risks can cause damage to reputation, have legal or regulatory implications, or lead to financial loss. The Group cannot expect to eliminate all operational risks, but it endeavours to manage these risks through a control framework and by monitoring and responding to potential risks. Controls include effective segregation of duties, access, authorization and reconciliation procedures, staff education and assessment processes.

### Structural interest rate risk

Structural interest rate risk is measured within the scope of structural activities (transactions with clients, the associated hedging transactions and proprietary transactions). Structural interest rate risk arises mainly from the residual gaps (surplus or deficit) in each entity's fixed-rate forecasted positions.

The Group's main aim is to reduce each Group entity's exposure to structural interest rate risk as much as possible. To this end, any residual structural interest rate risk exposure must comply with the sensitivity limits set for each entity and for the overall Group as validated by the Finance Committee. Sensitivity is defined as the variation in the net present value of future (maturities of up to 20 years) residual fixed-rate positions (surplus or deficit) for a 1% parallel increase in the yield curve (i.e. this sensitivity does not relate to the sensitivity of the annual net interest margin). The limit set at Group level is EUR 67 million.

In order to quantify its exposure to structural interest rate risks, the Group analyses all fixed-rate assets and liabilities in the future. These positions come from transactions remunerated or charged at fixed rates and from their maturities.

Assets and liabilities are analysed independently, without any a priori matching. The maturities of outstanding assets and liabilities are determined on the basis of the contractual terms of transactions, models based on clients' historic behaviour patterns (particularly for savings accounts, early loan repayments, etc.), as well as conventional assumptions relating to certain balance sheet items (principally shareholders' equity and sight deposits).

Once the Group has identified its fixed-rate positions (surplus or deficit), it calculates the sensitivity (as defined above) to interest rate variations. This sensitivity is defined as the variation of the net present value of the fixed-rate positions for a 1% instantaneous parallel increase in the yield curve.

In addition to this analysis, the Group also analyses the sensitivity to different yield curve configurations of the fixed rate position (steepening and flattening of the yield curve). The measurement of the net interest income sensitivity is also used by the Group to quantify the structural interest rate risk of significant entities.

Throughout 2013, the Group's overall sensitivity to interest rate risk remained within the limit.

Sensitivity to interest rate variations of the Group is presented below:

	Year ended 31 December 2013	Year ended 31 December 2012
Short term	156	146
Medium term	(807)	(1,476)
Long term	<u>338</u>	<u>578</u>
<b>Total sensitivity to interest rate risk</b>	<b><u><u>(313)</u></u></b>	<b><u><u>(752)</u></u></b>

# ROSBANK GROUP

## NOTES TO THE CONSOLIDATED FINANCIAL STATEMENTS FOR THE YEAR ENDED 31 DECEMBER 2013

### Price risk

Price risk is the risk that the value of a financial instrument will fluctuate as a result of changes in market prices whether those changes are caused by factors specific to the individual security or its issuer or factors affecting all securities traded in the market. The Group is exposed to price risks of its products which are subject to general and specific market fluctuations.

The Group manages price risk through periodic estimation of potential losses that could arise from adverse changes in market conditions and establishing and maintaining appropriate stop-loss limits and margin and collateral requirements. With respect to undrawn loan commitments the Group is potentially exposed to a loss of an amount equal to the total amount of such commitments. However, the likely amount of a loss is less than that, since most commitments are contingent upon certain conditions set out in the loan agreements.

The table below represents an analysis of sensitivity to price risk based on the balance sheet position for investments in securities at the reporting date.

The results of the analysis of the sensitivity of the Groups profit before tax and equity for the year to changes in prices of securities on a simplified scenario of 10% symmetrical increase or decrease in all securities prices are given in the table below:

	MTM	Reflected in profit or loss		Reflected in total comprehensive income	
		10% down	10 % up	10% down	10% up
<b>31 December 2013</b>					
<b>Total</b>	<b>78,844</b>	<b>(2,449)</b>	<b>2,449</b>	<b>(7,884)</b>	<b>7,884</b>
<b>Trading portfolio</b>	<b>24,490</b>	<b>(2,449)</b>	<b>2,449</b>	<b>(2,449)</b>	<b>2,449</b>
Promissory Notes	16,611	(1,661)	1,661	(1,661)	1,661
Domestic Corporate Bonds	4,854	(486)	486	(486)	486
Corporate Eurobonds	1,384	(138)	138	(138)	138
Domestic Municipal Bonds	1,263	(126)	126	(126)	126
Government Eurobonds	278	(28)	28	(28)	28
Government Domestic Bonds	100	(10)	10	(10)	10
<b>AFS portfolio</b>	<b>54,354</b>	-	-	<b>(5,435)</b>	<b>5,435</b>
Government Domestic Bonds	36,871	-	-	(3,687)	3,687
Government Eurobonds	17,371	-	-	(1,737)	1,737
Domestic Corporate Bonds	112	-	-	(11)	11
<b>31 December 2012</b>					
<b>Total</b>	<b>62,746</b>	<b>(2,438)</b>	<b>2,438</b>	<b>(6,274)</b>	<b>6,274</b>
<b>Trading portfolio</b>	<b>24,383</b>	<b>(2,438)</b>	<b>2,438</b>	<b>(2,438)</b>	<b>2,438</b>
Promissory Notes	17,737	(1,774)	1,774	(1,774)	1,774
Domestic Corporate Bonds	3,224	(322)	322	(322)	322
Government Domestic Bonds	1,332	(133)	133	(133)	133
Corporate Eurobonds	1,234	(123)	123	(123)	123
Domestic Municipal Bonds	856	(86)	86	(86)	86
<b>AFS portfolio</b>	<b>38,363</b>	-	-	<b>(3,836)</b>	<b>3,836</b>
Government Domestic Bonds	23,394	-	-	(2,339)	2,339
Government Eurobonds	13,513	-	-	(1,351)	1,351
Domestic Corporate Bonds	1,456	-	-	(146)	146

# ROSBANK GROUP

## NOTES TO THE CONSOLIDATED FINANCIAL STATEMENTS FOR THE YEAR ENDED 31 DECEMBER 2013

### Currency risk

Currency risk is defined as the risk that the value of a financial instrument will fluctuate due to changes in foreign exchange rates. The Group is exposed to the effects of fluctuation in prevailing foreign currency exchange rates on its financial position and cash flows. The Management Board sets limits on the level of exposure by currencies (primarily US Dollar), by branches and in total. These limits also comply with the minimum requirements of the Central Bank of the Russian Federation.

The Group's exposure to foreign currency exchange rate risk is presented in the table below:

	RUB	USD 1 USD = 32.7292 RUB	EUR 1 EUR = 44.9699 RUB	Precious metals	Other currency	31 December 2013 Total
<b>ASSETS</b>						
Cash and balances with the Central Bank of the Russian Federation	70,244	1,767	1,416	-	45	73,472
Financial assets at fair value through profit or loss	26,899	3,938	(349)	-	3,551	34,039
Due from banks	24,389	18,526	2,722	-	3,538	49,175
Loans to customers	508,853	95,175	8,230	-	-	612,258
Investments available-for-sale	37,114	17,371	4	-	-	54,489
Other financial assets	1,015	17	114	-	-	1,146
<b>TOTAL FINANCIAL ASSETS</b>	<b>668,514</b>	<b>136,794</b>	<b>12,137</b>	<b>-</b>	<b>7,134</b>	<b>824,579</b>
Property and equipment	25,351	-	-	-	-	25,351
Current income tax assets	505	-	-	-	-	505
Deferred income tax asset	4,108	-	-	-	-	4,108
Other non-financial assets	9,062	107	411	-	18	9,598
<b>TOTAL NON-FINANCIAL ASSETS</b>	<b>39,026</b>	<b>107</b>	<b>411</b>	<b>-</b>	<b>18</b>	<b>39,562</b>
<b>TOTAL ASSETS</b>	<b>707,540</b>	<b>136,901</b>	<b>12,548</b>	<b>-</b>	<b>7,152</b>	<b>864,141</b>
<b>LIABILITIES</b>						
Financial liabilities at fair value through profit or loss	4,653	1,377	(320)	-	3,551	9,261
Due to CBR	6,119	-	-	-	-	6,119
Due to banks	81,411	88,228	4,010	18	1,423	175,090
Customer accounts	254,030	105,190	21,835	774	169	381,998
Debt securities issued	114,347	920	11	-	-	115,278
Other provisions	1,943	-	-	-	-	1,943
Other financial liabilities	5,385	31	665	-	-	6,081
Subordinated debt	8,844	22,192	2,250	-	-	33,286
<b>TOTAL FINANCIAL LIABILITIES</b>	<b>476,732</b>	<b>217,938</b>	<b>28,451</b>	<b>792</b>	<b>5,143</b>	<b>729,056</b>
Current income tax liabilities	158	-	-	-	-	158
Deferred income tax liabilities	3,280	-	-	-	-	3,280
Other non-financial liabilities	1,901	45	616	-	338	2,900
<b>TOTAL NON-FINANCIAL LIABILITIES</b>	<b>5,339</b>	<b>45</b>	<b>616</b>	<b>-</b>	<b>338</b>	<b>6,338</b>
<b>TOTAL LIABILITIES</b>	<b>482,071</b>	<b>217,983</b>	<b>29,067</b>	<b>792</b>	<b>5,481</b>	<b>735,394</b>
<b>OPEN BALANCE SHEET POSITION</b>	<b>225,469</b>	<b>(81,082)</b>	<b>(16,519)</b>	<b>(792)</b>	<b>1,671</b>	

# ROSBANK GROUP

## NOTES TO THE CONSOLIDATED FINANCIAL STATEMENTS FOR THE YEAR ENDED 31 DECEMBER 2013

The fair value of derivative financial instruments and spot contracts are included in the currency analysis presented above and the following table presents a further analysis of currency risk by types of derivative financial instruments and spot contracts as of 31 December 2013:

	RUB	USD 1 USD = 32.7292 RUB	EUR 1 EUR = 44.9699 RUB	Precious metals	Other currency	31 December 2013 Total
Receivables on spot and derivative contracts	128,378	224,901	45,299	957	82,962	482,497
Payables on spot and derivative contracts	(225,086)	(143,779)	(28,776)	(165)	(84,691)	(482,497)
<b>NET POSITION ON SPOT AND DERIVATIVE CONTRACTS</b>	<b>(96,708)</b>	<b>81,122</b>	<b>16,523</b>	<b>792</b>	<b>(1,729)</b>	
<b>TOTAL OPEN POSITION</b>	<b>128,761</b>	<b>40</b>	<b>4</b>	<b>-</b>	<b>(58)</b>	
	RUB	USD 1 USD = 30.3727 RUB	EUR 1 EUR = 40.2286 RUB	Precious metals	Other currency	31 December 2012 Total
<b>ASSETS</b>						
Cash and balances with the Central Bank of the Russian Federation	54,605	1,480	851	-	31	56,967
Financial assets at fair value through profit or loss	21,284	6,642	(543)	-	6,413	33,796
Due from banks	26,740	22,946	2,462	-	3,300	55,448
Loans to customers	455,605	101,609	7,869	-	-	565,083
Investments available-for-sale	29,782	13,513	3	-	-	43,298
Other financial assets	1,384	4	69	-	-	1,457
<b>TOTAL FINANCIAL ASSETS</b>	<b>589,400</b>	<b>146,194</b>	<b>10,711</b>	<b>-</b>	<b>9,744</b>	<b>756,049</b>
Property and equipment	25,220	-	-	-	-	25,220
Current income tax assets	384	-	-	-	-	384
Deferred income tax asset	4,937	-	-	-	-	4,937
Other non-financial assets	10,584	95	290	800	21	11,790
<b>TOTAL NON-FINANCIAL ASSETS</b>	<b>41,125</b>	<b>95</b>	<b>290</b>	<b>800</b>	<b>21</b>	<b>42,331</b>
<b>TOTAL ASSETS</b>	<b>630,525</b>	<b>146,289</b>	<b>11,001</b>	<b>800</b>	<b>9,765</b>	<b>798,380</b>
<b>LIABILITIES</b>						
Financial liabilities at fair value through profit or loss	5,632	616	(307)	-	6,413	12,354
Due to CBR	30,080	-	-	-	-	30,080
Due to banks	96,546	62,342	10,971	40	1,188	171,087
Customer accounts	218,215	83,949	23,535	1,445	287	327,431
Debt securities issued	88,929	1,162	35	-	-	90,126
Subordinated debt	306	-	-	-	-	306
Other financial liabilities	4,940	48	3,630	-	5	8,623
Other provisions	8,844	20,600	2,012	-	-	31,456
<b>TOTAL FINANCIAL LIABILITIES</b>	<b>453,492</b>	<b>168,717</b>	<b>39,876</b>	<b>1,485</b>	<b>7,893</b>	<b>671,463</b>
Current income tax liabilities	979	-	-	-	-	979
Deferred income tax liabilities	4,038	-	-	-	-	4,038
Other non-financial liabilities	2,187	350	310	-	328	3,175
<b>TOTAL NON-FINANCIAL LIABILITIES</b>	<b>7,204</b>	<b>350</b>	<b>310</b>	<b>-</b>	<b>328</b>	<b>8,192</b>
<b>TOTAL LIABILITIES</b>	<b>460,696</b>	<b>169,067</b>	<b>40,186</b>	<b>1,485</b>	<b>8,221</b>	<b>679,655</b>
<b>OPEN BALANCE SHEET POSITION</b>	<b>169,829</b>	<b>(22,778)</b>	<b>(29,185)</b>	<b>(685)</b>	<b>1,544</b>	



## ROSBANK GROUP

### NOTES TO THE CONSOLIDATED FINANCIAL STATEMENTS FOR THE YEAR ENDED 31 DECEMBER 2013

The fair value of derivative financial instruments and spot contracts are included in the currency analysis presented above and the following table presents a further analysis of currency risk by types of derivative financial instruments and spot contracts as of 31 December 2012:

	RUB	USD 1 USD = 30.3727 RUB	EUR 1 EUR = 40.2286 RUB	Precious metals	Other currency	31 December 2012 Total
Receivables on spot and derivative contracts	121,164	143,813	53,001	871	73,574	392,423
Payables on spot and derivative contracts	(170,272)	(123,192)	(23,791)	(111)	(75,057)	(392,423)
<b>NET POSITION ON SPOT AND DERIVATIVE CONTRACTS</b>	<b>(49,108)</b>	<b>20,621</b>	<b>29,210</b>	<b>760</b>	<b>(1,483)</b>	
<b>TOTAL OPEN POSITION</b>	<b>120,721</b>	<b>(2,157)</b>	<b>25</b>	<b>75</b>	<b>61</b>	

#### Currency risk sensitivity

The following table details the Group's sensitivity to a 10% increase and decrease in the RUB against the relevant foreign currencies. 10% is the sensitivity rate used when reporting foreign currency risk internally to key management personnel and represents management's assessment of the reasonably possible change in foreign exchange rates. The sensitivity analysis includes only outstanding foreign currency denominated monetary items and adjusts their translation at the period end for a 10% change in foreign currency rates. The sensitivity analysis includes external loans as well as loans to foreign operations with the Group where the denomination of the loan is in a currency other than the functional currency of the lender or the borrower. A positive number below indicates an increase in profit and other equity where the RUB weakens 10% against the relevant currency. For a 10% strengthening of the RUB against the relevant currency, there would be a comparable impact on the profit and other equity, and the balances below would be negative.

	USD impact		EUR impact	
	2013	2012	2013	2012
Profit before tax	4	(216)	-	3
Other equity	-	-	-	-

In management's opinion, the sensitivity analysis is unrepresentative of the inherent foreign exchange risk because the year end exposure does not reflect the exposure during the year.

#### Limitations of sensitivity analysis

The above tables demonstrate the effect of a change in a key assumption while other assumptions remain unchanged. In reality, there is a correlation between the assumptions and other factors. It should also be noted that these sensitivities are non-linear, and larger or smaller impacts should not be interpolated or extrapolated from these results.

The sensitivity analyses do not take into consideration that the Group's assets and liabilities are actively managed. Additionally, the financial position of the Group may vary at the time that any actual market movement occurs. For example, the Group's financial risk management strategy aims to manage the exposure to market fluctuations. As investment markets move past various trigger levels, management actions could include selling investments, changing investment portfolio allocation and taking other protective action. Consequently, the actual impact of a change in the assumptions may not have any impact on the liabilities, whereas assets are held at market value in the statement of financial position. In these circumstances, the different measurement bases for liabilities and assets may lead to volatility in shareholder equity.

Other limitations in the above sensitivity analyses include the use of hypothetical market movements to demonstrate potential risk that only represent the Group's view of possible near-term market changes that cannot be predicted with any certainty; and the assumption that all interest rates move in an identical fashion.

# ROSBANK GROUP

## NOTES TO THE CONSOLIDATED FINANCIAL STATEMENTS FOR THE YEAR ENDED 31 DECEMBER 2013

---

### Credit risk

Credit activities are conducted in accordance with the regulatory framework set by the Central Bank of the Russian Federation as well as internationally accepted criteria. Credit Policy is defined by the Group's Management Board and the Credit Committee. Credit Risk is taken based on the principles of risk adequacy, adequacy of profitability and strategic rationale. Credit operations conducted by the Group include term loans, credit lines, overdraft facilities, syndications, documentary operations and other operations involving credit risk. The credit procedure is structured in line with a strict segregation of duties, based on the approved Credit Manual of the Group.

The Credit Committee is a standing body of the Group, authorized to make decisions on all issues relating to the credit operations of the Group. Its task is to ensure design and implementation of a single credit policy of the Group and its branches. The Credit Committee consider issues regarding the assumption of credit risks for transactions within relevant limits (there are separate limits for corporate clients, financial institutions and individuals) established and revised on an annual basis by the Management Board and/or for which the period does not exceed 12 months.

The assumption of credit risks for transactions exceeding relevant limits established by the Board and/or for which the period exceeds 12 months is considered by the Management Board.

Credit risk management and control are conducted using differentiated multilevel complex approach to evaluation of credit applications. Credit control is carried out at all stages of credit work and credit portfolio structuring. Credit risk policy is conducted in accordance with the following internal documents:

- Banking credit policy;
- Direction for credit operations.

The following methods of credit risk management are used:

- Complex credit risk analysis;
- Approval of credit risk limits for individuals and groups of clients;
- Control over maturity structure of assets;
- Limit and decision-making control;
- Planning spread between cash inflow and outflow, plan vs. actual analysis;
- Analysis of borrower's financial position, monitoring of financial position of guarantors;
- Current banking assets monitoring for management decisions-making.

Credit risk is evaluated by the following bodies:

- Credit Risks Department – complex analysis of the counterparty risk level;
- Credit Committee – decision (within local delegations) on Credit request on the basis of information prepared by Commercial block and credit risks assessment prepared by Credit Risks team;
- Responsible department in Head Office, Paris – second level analysis of the counterparty risk level and decision on the credit request above Russia's local delegations.

The procedure for credit risk assumption comprises:

- Gathering of essential documents;
- Assessment of reliability and completeness of documents;
- Complex analysis of all risks which may occur;
- Making decisions about credit risk assumption;
- Legal capacity control of clients and their representatives

# ROSBANK GROUP

## NOTES TO THE CONSOLIDATED FINANCIAL STATEMENTS FOR THE YEAR ENDED 31 DECEMBER 2013

---

### Internal ratings

The Group's rating system makes a key distinction between retail customers and corporate, bank and sovereign clients: for retail customer portfolios, internal models are used to measure credit risks, calculated according to the borrower's probability of default (PD) within one year and the percentage loss if the counterparty defaults (Loss Given Default, LGD). These parameters are automatically assigned, in line with the Basel guidelines; for the corporate, bank and sovereign portfolios, the rating system relies on two main pillars: Obligor rating models used as a decision-making support tool when assigning a rating and a system that automatically assigns LGD.

In both cases a set of procedures defines the rules relating to ratings (scope, frequency of rating review, rating approval procedure, etc.), and for the supervision, back-testing and validation of models split between Rosbank and SG respectively. Among other things, these procedures facilitate human judgement, which provides a critical view of the results and is an essential complement to the models for these portfolios. The Group's internal models thus enable a quantitative assessment of credit risks based on the probability of default of the counterparty and the loss given default. The final Obligor rating is included in the credit applications and incorporated in credit limit delegation policy. Thus, Obligor ratings are one of the criteria for determining the approval limits granted to operational staff and the risk function.

All Group risk models are developed and validated on the basis of the longest available internal historical data, which must be representative (both in terms of the portfolios in question and the effects of the economic environment during the period considered) and conservative. As a result, the Group's risks estimates are not excessively sensitive to changes in the economic environment, while being able to detect any deterioration of risks. The PD modelling for large corporates has also been calibrated against long-term default statistics obtained from an external rating agency.

The criteria for determining internal rating category are as follows:

SG OG category	Criteria
1-2	High level of creditworthiness. Financial position is assessed as good and stable in the long term.
3	High level of creditworthiness. Financial position is assessed as good and stable in the long term. Some financial indicators are below 2nd category.
4	Relatively high level of creditworthiness. Financial position is assessed as satisfactory and stable in the long term.
5	Average level of creditworthiness. Financial position is assessed as satisfactory and stable in the short term.
6	Creditworthiness below average. Key financial indicators are assessed as satisfactory and stable in the short term.
7	Creditworthiness below average. Key financial indicators are assessed as satisfactory, but their stability is doubtful.
8	Significant deterioration in the counterparty's financial situation with or without unpaid amount.
9	At least one default on payment has been recorded and a recovery procedure has been initiated.
10	The counterparty is the subject of a legal procedure.

### Maximum exposure to credit risk

The Groups maximum exposure to credit risk varies significantly and is dependant on both individual risks and general market economy risks.

The following table presents the maximum exposure to credit risk of financial assets and contingent liabilities. For financial assets the maximum exposure equals to a carrying value of those assets prior to any offset or collateral. For financial guarantees and other contingent liabilities the maximum exposure to credit risk is the maximum amount the Group would have to pay if the guarantee was called on or in the case of commitments, if the loan amount was called on.

# ROSBANK GROUP

## NOTES TO THE CONSOLIDATED FINANCIAL STATEMENTS FOR THE YEAR ENDED 31 DECEMBER 2013

	Maximum exposure	Offset	Net exposure after offset	Collateral Pledged	31 December 2013 Net exposure after offset and collateral
Balances with the Central Bank of the Russian Federation	43,838	-	43,838	-	43,838
Financial assets at fair value through profit or loss	34,039	-	34,039	-	34,039
Due from banks	49,175	-	49,175	9,434	39,741
Loans to customers	612,258	640	611,618	398,321	213,297
Investments available-for-sale	54,353	-	54,353	-	54,353
Other financial assets	1,146	-	1,146	-	1,146
Commitments on loans and unused credit lines	125,526	-	125,526	-	125,526
Guarantees and letters of credit	52,426	1,164	51,262	-	51,262

	Maximum exposure	Offset	Net exposure after offset	Collateral pledged	31 December 2012 Net exposure after offset and collateral
Balances with the Central Bank of the Russian Federation	33,932	-	33,932	-	33,932
Financial assets at fair value through profit or loss	33,796	-	33,796	-	33,796
Due from banks	55,448	-	55,448	3,523	51,925
Loans to customers	565,083	31	565,052	237,538	327,514
Investments available-for-sale	38,363	-	38,363	-	38,363
Other financial assets	1,457	-	1,457	-	1,457
Commitments on loans and unused credit lines	118,769	-	118,769	-	118,769
Guarantees and letters of credit	64,868	390	64,478	-	64,478

### Collateral management

Collateral can consist of physical assets in the form of property, commodities or precious metals, as well as financial instruments such as cash, high-quality investments and securities and also insurance policies. Appropriate haircuts are applied to the value of collateral, reflecting its quality and liquidity.

As of 31 December 2013 and 2012 the loans to customers were collateralized by the following:

	31 December 2013 mRUB	31 December 2012 mRUB
Real estate	190,985	168,214
Vehicles	162,127	162,970
Corporate guarantees	56,468	41,787
Rights of demand	9,824	12,468
Equipment	5,267	6,570
Securities	3,116	3,573
Goods in turnover	1,328	7,130
Cash and Group's debt securities	640	2,703
Others	7,428	837
Unsecured loans	236,740	221,616
<b>Total gross loans to customers</b>	<b>673,923</b>	<b>627,868</b>

## ROSBANK GROUP

### NOTES TO THE CONSOLIDATED FINANCIAL STATEMENTS FOR THE YEAR ENDED 31 DECEMBER 2013

The Group proactively manages its risks by diversifying guarantees: physical collateral, personal guarantees and others. In addition, the Group has strengthened its policies relating to the acceptance and management of guarantees and collateral as well as their valuation (data collection on guarantees and collateral, deployment of operational procedures).

During the credit approval process, an assessment of the value of guarantees and collateral, their legal enforceability and the guarantor's ability to meet its obligations is undertaken.

The Risk Department is responsible for validating the operating procedures established by the business divisions for the regular valuation of guarantees and collateral, either automatically or based on an expert opinion, both during the approval phase for a new loan or upon the annual renewal of the credit application.

Financial assets are graded according to the current credit rating they have been issued by an internationally regarded agency. The highest possible rating is AAA. Investment grade financial assets have ratings from AAA to BBB. Financial assets which have ratings lower than BBB are classed as speculative grade.

The following table details the credit ratings of financial assets (except loans to customers) that are neither past due nor impaired held by the Group:

	AAA	AA	A	BBB	<BBB	Not rated	31 December 2013 Total mRUB
Financial assets at fair value through profit or loss	-	195	5,541	14,784	9,934	3,585	34,039
Due from banks	36	5,239	9,260	5,139	12,653	16,848	49,175
Investments available-for-sale	-	-	-	54,241	-	112	54,353

	AAA	AA	A	BBB	<BBB	Not rated	31 December 2012 Total mRUB
Financial assets at fair value through profit or loss	-	68	4,649	18,818	6,036	4,225	33,796
Due from banks	86	4,588	12,056	12,991	5,895	19,832	55,448
Investments available-for-sale	-	-	-	37,006	739	618	38,363

As of 31 December 2013 and 2012 the Balances with the Central Bank of the Russian Federation amounted to RUB 43,838 million and RUB 33,932 million, respectively. As of 31 December 2013 and 2012 the credit rating of the Russian Federation according to the international rating agencies corresponded to investment level BBB.

As of 31 December 2013 and 2012 unimpaired loans to customers comprise:

Category	Neither past due nor impaired	Past due up to 1 month	Past due but not impaired			Total past due but not impaired	31 December 2013 Total not impaired mRUB
			Past due 1-3 months	Past due 3-6 months	Past due 6 months and over		
Loans to individuals	398,627	6,680	542	-	203	7,425	406,052
Loans to legal entities	157,128	-	-	-	465	465	157,593
<b>Total loans to customers not impaired</b>	<b>555,755</b>	<b>6,680</b>	<b>542</b>	<b>-</b>	<b>668</b>	<b>7,890</b>	<b>563,645</b>

## ROSBANK GROUP

### NOTES TO THE CONSOLIDATED FINANCIAL STATEMENTS FOR THE YEAR ENDED 31 DECEMBER 2013

Category	Neither past due nor impaired	Past due up to 1 month	Past due but not impaired			Total past due but not impaired	31 December 2012 Total not impaired mRUB
			Past due 1-3 months	Past due 3-6 months	Past due 6 months and over		
Loans to individuals	360,361	5,729	137	-	-	5,866	366,227
Loans to legal entities	175,066	125	37	391	576	1,129	176,195
<b>Total loans to customers not impaired</b>	<b>535,427</b>	<b>5,854</b>	<b>174</b>	<b>391</b>	<b>576</b>	<b>6,995</b>	<b>542,422</b>

As of 31 December 2013 and 2012 the credit quality of loans to corporate customers that are neither past due nor impaired is presented below:

Internal rating category	31 December 2013 mRUB	31 December 2012 mRUB
1-2	2,434	3,463
3	1,020	3,413
4	29,378	18,302
5	44,912	65,520
6	36,596	52,208
7-10	42,788	32,160
<b>Total</b>	<b>157,128</b>	<b>175,066</b>

In respect to loans to individuals, the management of the Group bases its judgement for decision-making purposes on information on overdue periods for those loans.

The banking industry is generally exposed to credit risk through its financial assets. Credit risk exposure of the Group is concentrated within the Russian Federation. The exposure is monitored on a regular basis to ensure that the credit limits and credit worthiness guidelines established by the Group's risk management policy are not breached.

#### Renegotiated loans and advances

Loans and advances are generally renegotiated either as part of an ongoing customer relationship or in response to an adverse change in the circumstances of the borrower. In the latter case, renegotiation can result in an extension of the due date of payment or repayment plans under which the Group offers a concessionary rate of interest to genuinely distressed borrowers. This will result in the asset continuing to be overdue and will be individually impaired where the renegotiated payments of interest and principal will not recover the original carrying amount of the asset. In other cases, renegotiation will lead to a new agreement, which is treated as a new loan.

The banking industry is generally exposed to credit risk through its loans to customers and inter bank deposits. With regard to the loans to customers this risk exposure is concentrated within the Russian Federation. The exposure is monitored on a regular basis to ensure that the credit limits and credit worthiness guidelines established by the Group's risk management policy are not breached.

# ROSBANK GROUP

## NOTES TO THE CONSOLIDATED FINANCIAL STATEMENTS FOR THE YEAR ENDED 31 DECEMBER 2013

### Geographical concentration

The geographical concentration of assets and liabilities is set out below:

	Russia	Other CIS countries	OECD countries	Other non-OECD countries	31 December 2013 Total
<b>ASSETS</b>					
Cash and balances with the Central Bank of the Russian Federation	73,470	-	2	-	73,472
Financial assets at fair value through profit or loss	28,341	-	5,694	4	34,039
Due from banks	31,529	3	16,057	1,586	49,175
Loans to customers	605,175	596	3,635	2,852	612,258
Investments available-for-sale	54,488	-	1	-	54,489
Other financial assets	1,146	-	-	-	1,146
<b>TOTAL FINANCIAL ASSETS</b>	<b>794,149</b>	<b>599</b>	<b>25,389</b>	<b>4,442</b>	<b>824,579</b>
Property and equipment	25,351	-	-	-	25,351
Current income tax assets	505	-	-	-	505
Deferred income tax asset	4,108	-	-	-	4,108
Other non-financial assets	9,581	-	17	-	9,598
<b>TOTAL NON-FINANCIAL ASSETS</b>	<b>39,545</b>	<b>-</b>	<b>17</b>	<b>-</b>	<b>39,562</b>
<b>TOTAL ASSETS</b>	<b>833,694</b>	<b>599</b>	<b>25,406</b>	<b>4,442</b>	<b>864,141</b>
<b>LIABILITIES</b>					
Financial liabilities at fair value through profit or loss	3,785	-	5,459	17	9,261
Due to the Central Bank of the Russian Federation	6,119	-	-	-	6,119
Due to banks	46,081	61	127,475	1,473	175,090
Customer accounts	346,490	294	4,845	30,369	381,998
Debt securities issued	114,367	-	911	-	115,278
Other provisions	1,943	-	-	-	1,943
Other financial liabilities	5,369	-	712	-	6,081
Subordinated debt	-	-	33,286	-	33,286
<b>TOTAL FINANCIAL LIABILITIES</b>	<b>524,154</b>	<b>355</b>	<b>172,688</b>	<b>31,859</b>	<b>729,056</b>
Current income tax liabilities	158	-	-	-	158
Deferred income tax liabilities	3,280	-	-	-	3,280
Other non-financial liabilities	2,537	-	363	-	2,900
<b>TOTAL NON-FINANCIAL LIABILITIES</b>	<b>5,975</b>	<b>-</b>	<b>363</b>	<b>-</b>	<b>6,338</b>
<b>TOTAL LIABILITIES</b>	<b>530,129</b>	<b>355</b>	<b>173,051</b>	<b>31,859</b>	<b>735,394</b>
<b>NET POSITION</b>	<b>303,565</b>	<b>244</b>	<b>(147,645)</b>	<b>(27,417)</b>	

# ROSBANK GROUP

## NOTES TO THE CONSOLIDATED FINANCIAL STATEMENTS FOR THE YEAR ENDED 31 DECEMBER 2013

	Russia	Other CIS countries	OECD countries	Other non-OECD countries	31 December 2012 Total
<b>ASSETS</b>					
Cash and balances with the Central Bank of the Russian Federation	56,967	-	-	-	56,967
Financial assets at fair value through profit or loss	27,875	-	5,564	357	33,796
Due from banks	27,664	6	26,458	1,320	55,448
Loans to customers	555,162	1,119	3,694	5,108	565,083
Investments available-for-sale	43,295	-	3	-	43,298
Other financial assets	1,457	-	-	-	1,457
<b>TOTAL FINANCIAL ASSETS</b>	<b>712,420</b>	<b>1,125</b>	<b>35,719</b>	<b>6,785</b>	<b>756,049</b>
Property and equipment	25,220	-	-	-	25,220
Current income tax assets	384	-	-	-	384
Deferred income tax asset	4,881	-	56	-	4,937
Other non-financial assets	11,769	-	21	-	11,790
<b>TOTAL NON-FINANCIAL ASSETS</b>	<b>42,254</b>	<b>-</b>	<b>77</b>	<b>-</b>	<b>42,331</b>
<b>TOTAL ASSETS</b>	<b>754,674</b>	<b>1,125</b>	<b>35,796</b>	<b>6,785</b>	<b>798,380</b>
<b>LIABILITIES</b>					
Financial liabilities at fair value through profit or loss	4,369	-	7,985	-	12,354
Due to the Central Bank of the Russian Federation	30,080	-	-	-	30,080
Due to banks	42,820	75	125,541	2,651	171,087
Customer accounts	304,272	596	3,813	18,750	327,431
Debt securities issued	88,973	-	1,153	-	90,126
Other provisions	306	-	-	-	306
Other financial liabilities	4,789	-	3,834	-	8,623
Subordinated debt	-	-	31,456	-	31,456
<b>TOTAL FINANCIAL LIABILITIES</b>	<b>475,609</b>	<b>671</b>	<b>173,782</b>	<b>21,401</b>	<b>671,463</b>
Current income tax liabilities	979	-	-	-	979
Deferred income tax liabilities	4,038	-	-	-	4,038
Other non-financial liabilities	2,814	-	361	-	3,175
<b>TOTAL NON-FINANCIAL LIABILITIES</b>	<b>7,831</b>	<b>-</b>	<b>361</b>	<b>-</b>	<b>8,192</b>
<b>TOTAL LIABILITIES</b>	<b>483,440</b>	<b>671</b>	<b>174,143</b>	<b>21,401</b>	<b>679,655</b>
<b>NET POSITION</b>	<b>271,234</b>	<b>454</b>	<b>(138,347)</b>	<b>(14,616)</b>	

### 42. Subsequent events

In January 2014, according to court decision, the Bank paid RUB 1,658 million to one of its borrowers under legal claim to annul payments made under loan agreement. The total amount was fully provisioned as of 31 December 2013 (see Note 34).

In April 2014 Societe Generale announced the acquisition of 7% of Rosbank's share capital from Interros group, raising its stake to 99.4%, in line with its strategy of building up the Group's stake in Rosbank.