



We know the worth of gold

POLYUS GOLD

THE LEADING RUSSIAN GOLD MINER

London, November 2006



DISCLAIMER



The information contained herein has been prepared using information available to Polyus Group at the time of preparation of the presentation.




External or other factors may have impact on the business of Polyus Group and the content of this presentation, since its preparation. In addition all relevant information about Polyus Group may not be included in this presentation. No representation or warranty, expressed or implied, is made as to the accuracy, completeness or reliability of the information.

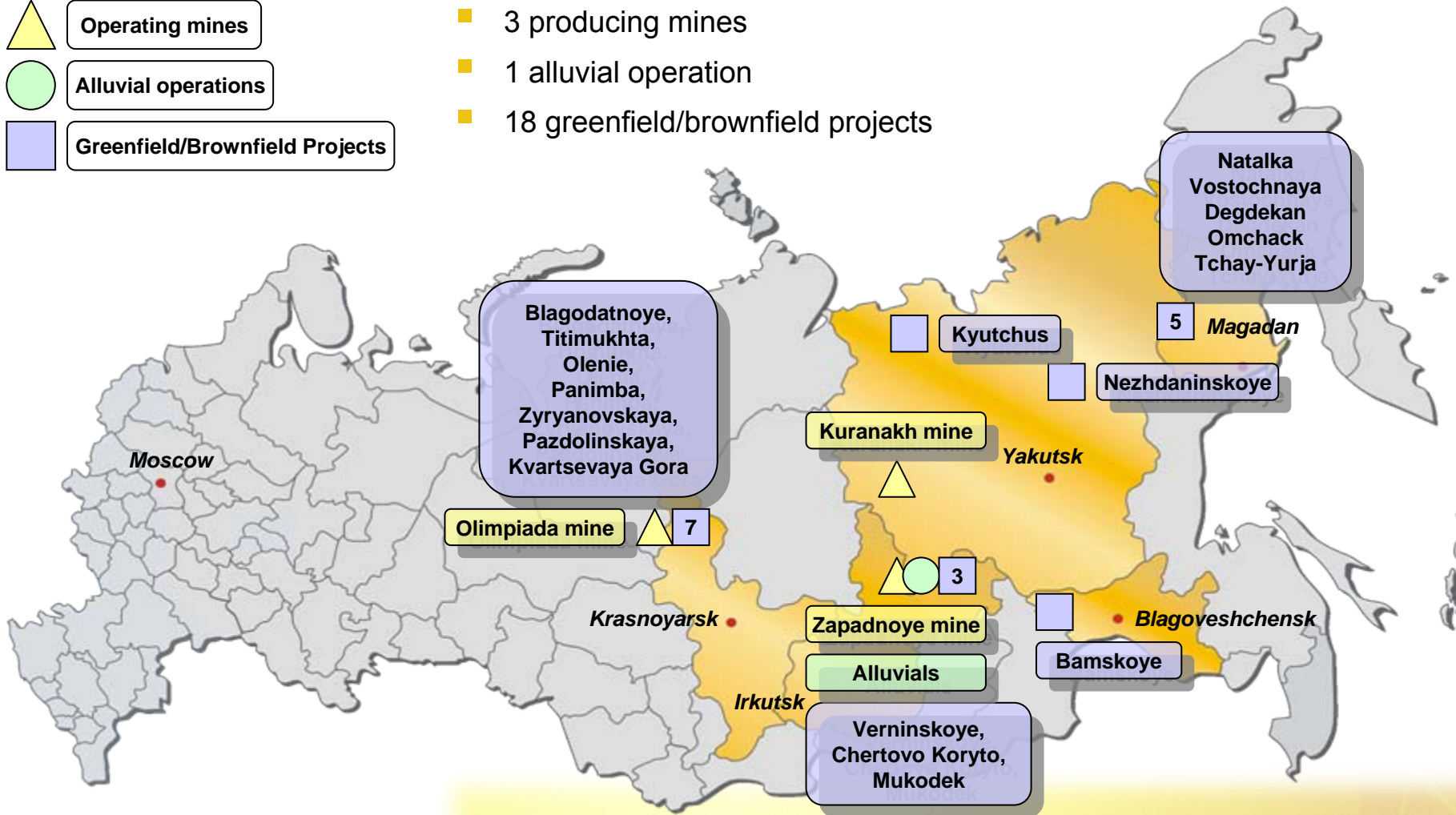
Any forward looking information herein has been prepared on the basis of a number of assumptions which may prove to be incorrect. Forward looking statements, by the nature, involve risk and uncertainty and Polyus Group cautions that actual results may differ materially from those expressed or implied in such statements.

Nothing herein should be construed as either an offer to sell or a solicitation of an offer to buy or sell securities in any jurisdiction.

POLYUS GOLD: MAP OF OPERATIONS

-  Operating mines
-  Alluvial operations
-  Greenfield/Brownfield Projects

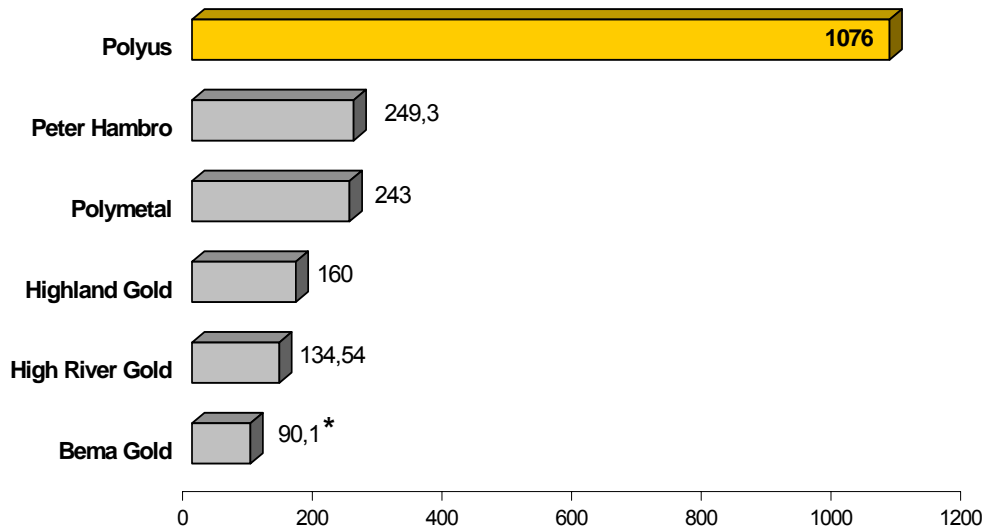
-  3 producing mines
-  1 alluvial operation
-  18 greenfield/brownfield projects





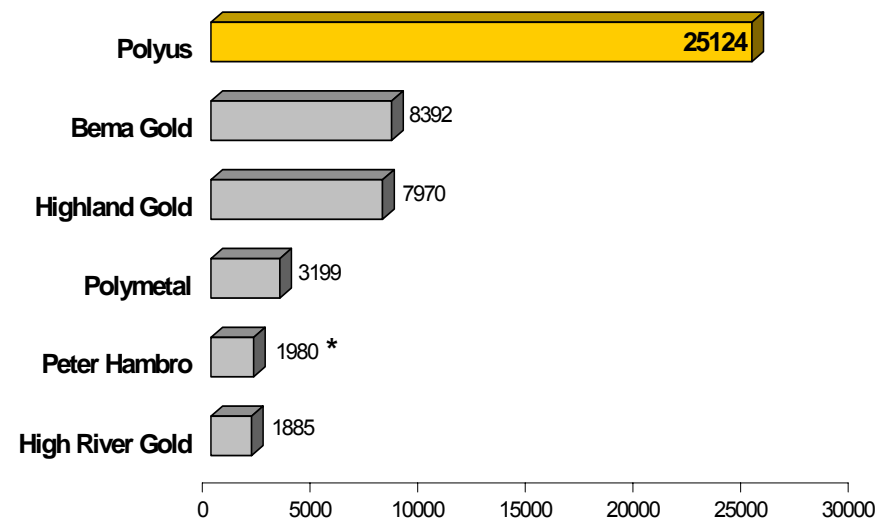
POLYUS GOLD: LEADERS IN RUSSIA

Annual Gold Production, k oz (2005)



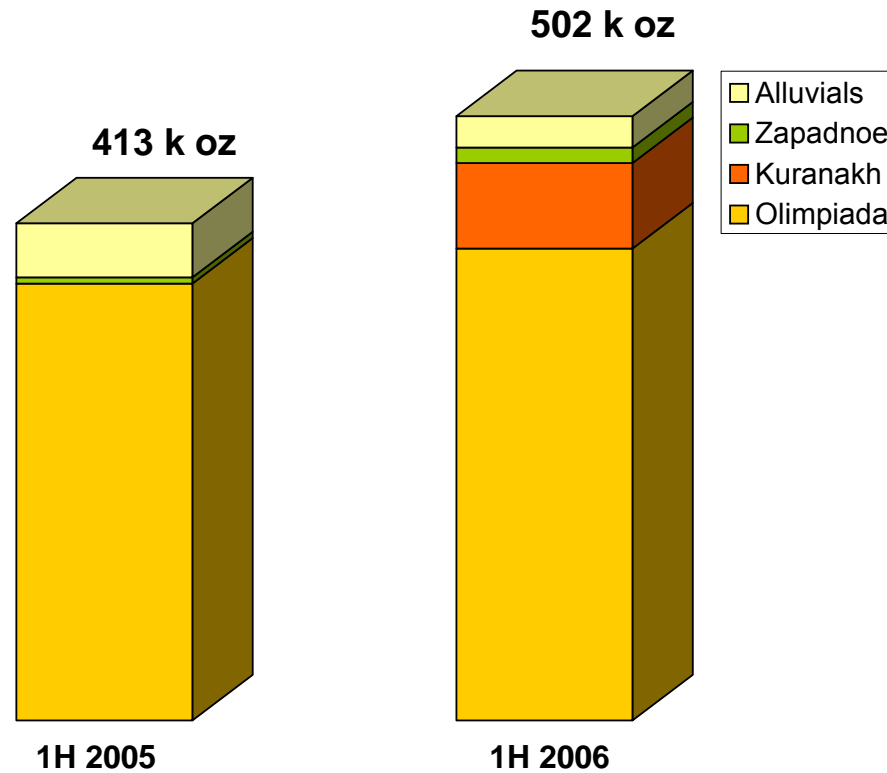
* - production in the Russian Federation only

JORC Reserves, k oz (2006)



* - unaudited

POLYUS GOLD: H1 2006 PRODUCTION UPDATE

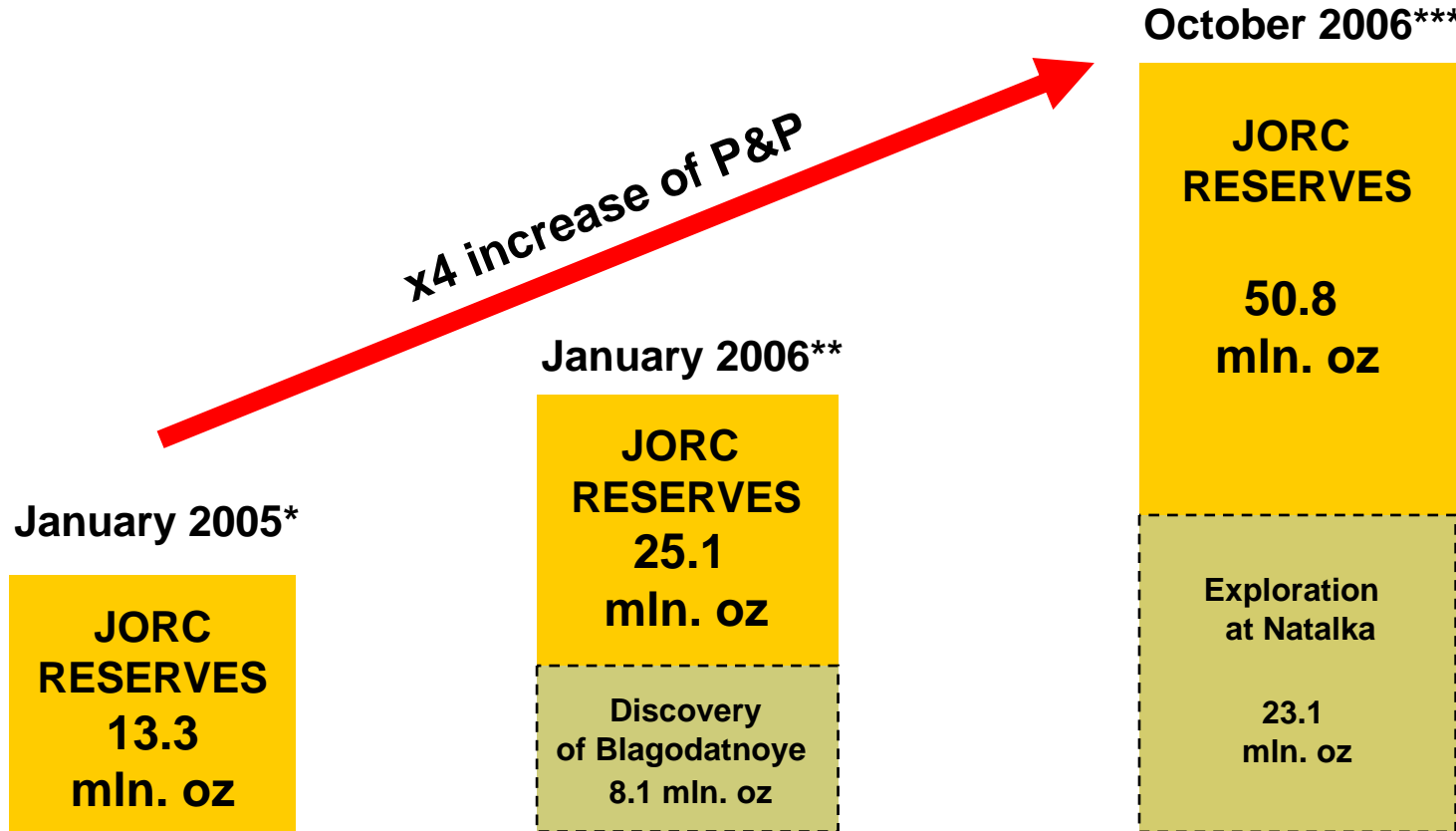


Y-on-Y 22% increase due to organic growth and Kuranakh mine (Aldanzoloto) consolidation



REMARKABLE GROWTH OF RESERVES

Successful exploration at Nataalka resulted in doubling the Group's P&P in 2006



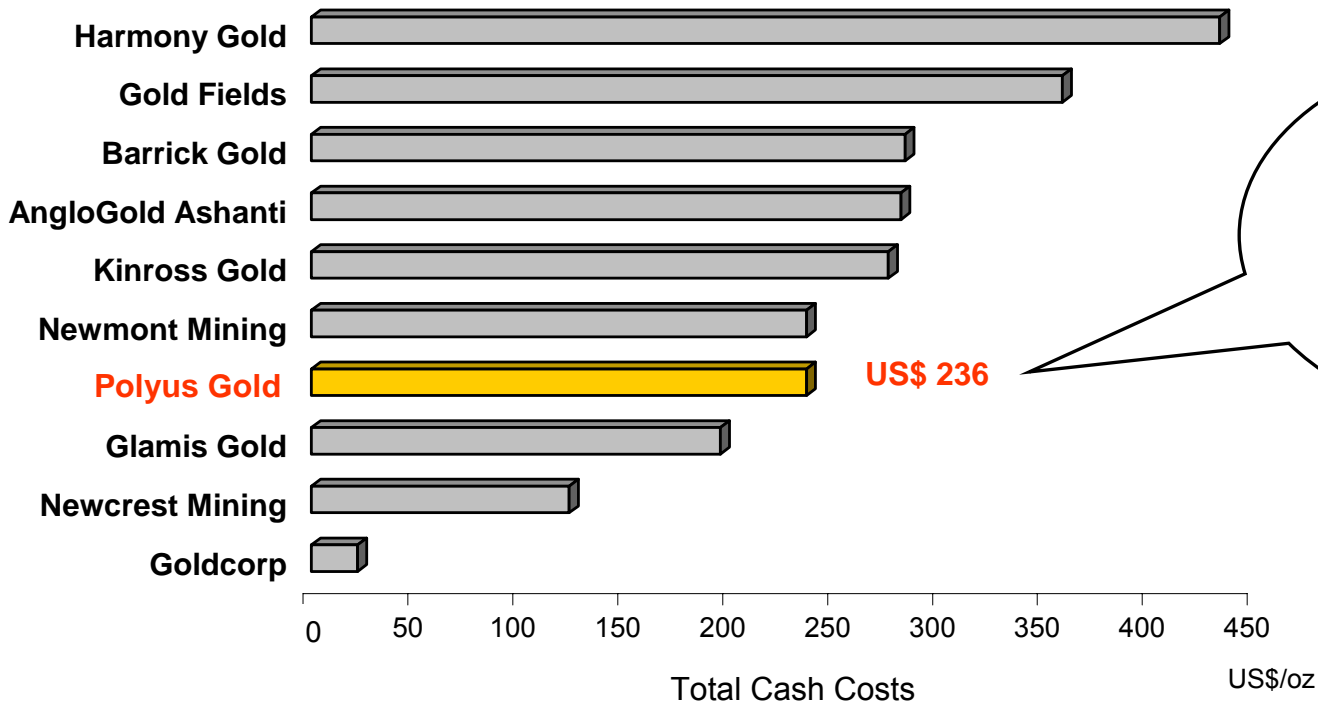
* As audited by SRK Consulting in 2006

** As audited by SRK Consulting and Micon International in 2006

*** Estimated by Micon International in July - October 2006 as part of the preparation of Independent Expert's Report on Polyus' assets



COSTS PEER COMPARISON FOR 2005



Favorable position
vs. global peers
*(Top 10 largest gold
producers by market cap)*


Source: companies' data

STRATEGY 2006-2015: KEY ELEMENTS



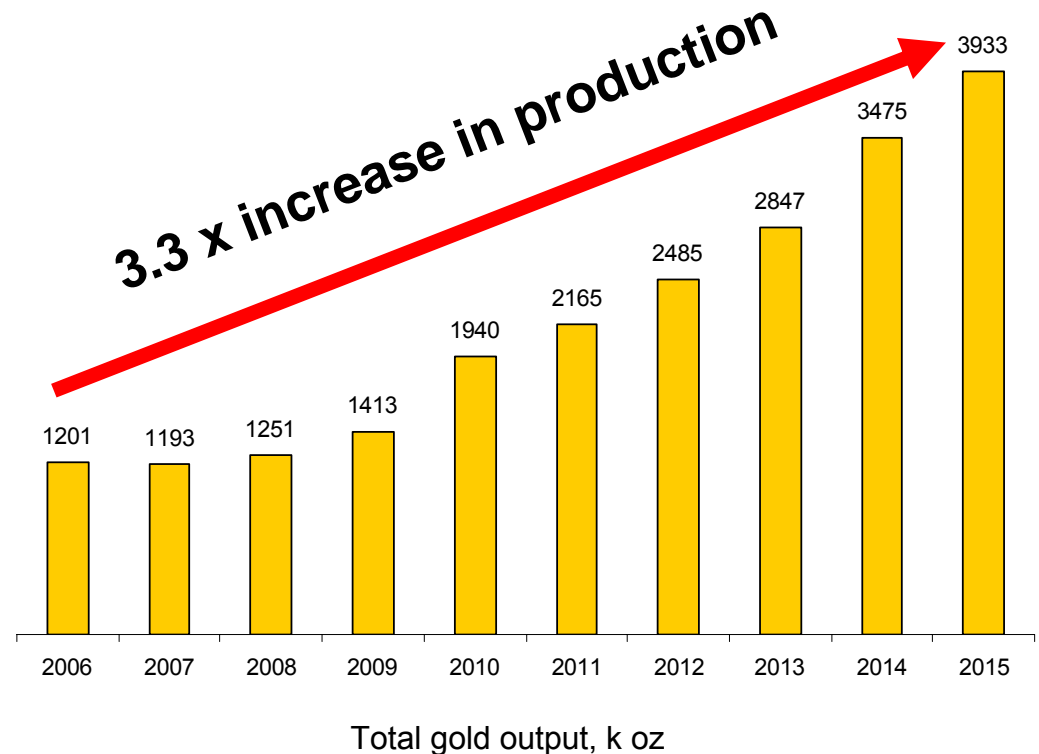
STRATEGY 2015: EXPLORATION AND PRODUCTION TARGETS

Key target for 2015:

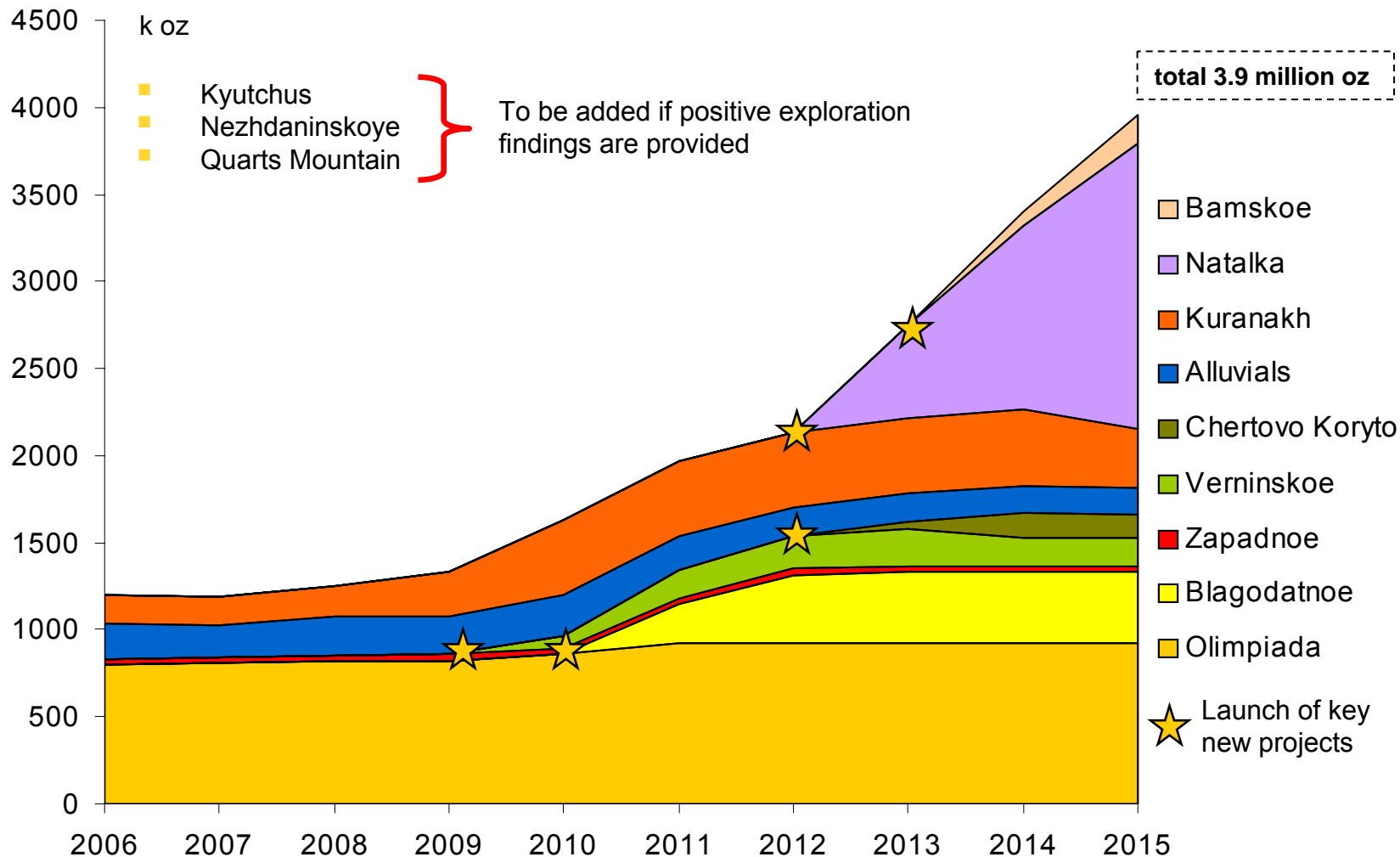


Become a TOP-5 global gold producer

- Proven and Probable (JORC) reserves of at least **68 m oz**
- Annual production volume of at least **3.9 m oz**
- Production capex in the period of **US\$3.4 billion***
- Exploration programme of up to **US\$800 million** in 2006-2015 at existing and new sites



Note: effective at a gold price of US\$550-600/oz



Note: effective at a gold price of US\$550-600/oz



STRATEGY 2015: FINANCIAL TARGETS

Key target for 2015:  Become a TOP-5 global gold producer

- EBITDA of **US\$710 - US\$900 million**
- Net cash flow of **US\$600 - US\$710 million**
- Net debt not over **US\$100 million**

NEW CORPORATE INITIATIVES FOR 2006



SHARES BUY-BACK: UNDERWAY

- Equal treatment for ADR and local shares holders provided.
- Tender offer compliant with SEC and FSA rules.
- Fairness opinion issued by Deutsche Bank.
- Offer commenced on October 4th, expired on November 3rd. Holders of 147 428 703 shares applied (representing approx 77% of outstanding shares)
- US\$1 billion will be distributed among the applicants on a pro-ration basis, as planned. The pro-ration rate calculated as 0.1169.
- 17 241 379 shares, representing approximately 9% of the issued share capital, will be purchased at a price of US\$ 58 per share.
- Successful cash delivery to the existing shareholders will be executed till November 23rd.

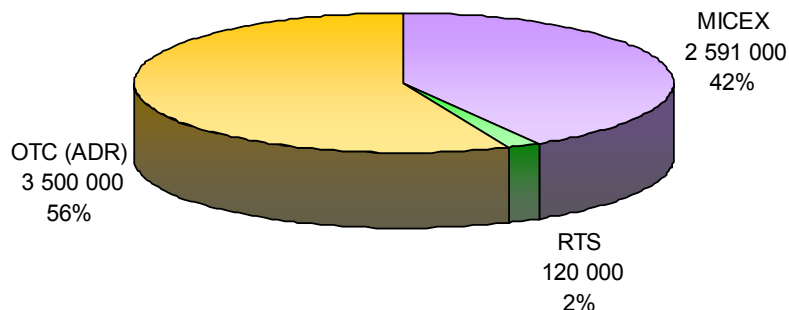
Intention to list on LSE

- Listing only: no funds to be raised
- Delivery of a promise made at the spin-off stage – listing of ADRs on a major international stock exchange
- Independent Expert’s Report is being prepared by Micon International
- Rationale:
 - Allow access to investors unable to trade in the OTC
 - Enhance liquidity

Why London?

- ✓ One of the world’s leading exchanges
- ✓ Most international stock exchange
- ✓ Norilsk Nickel ADRs listed on LSE
- ✓ Home to many Russian companies
- ✓ Familiar exchange for European institutions

Trading volumes in Russia and overseas



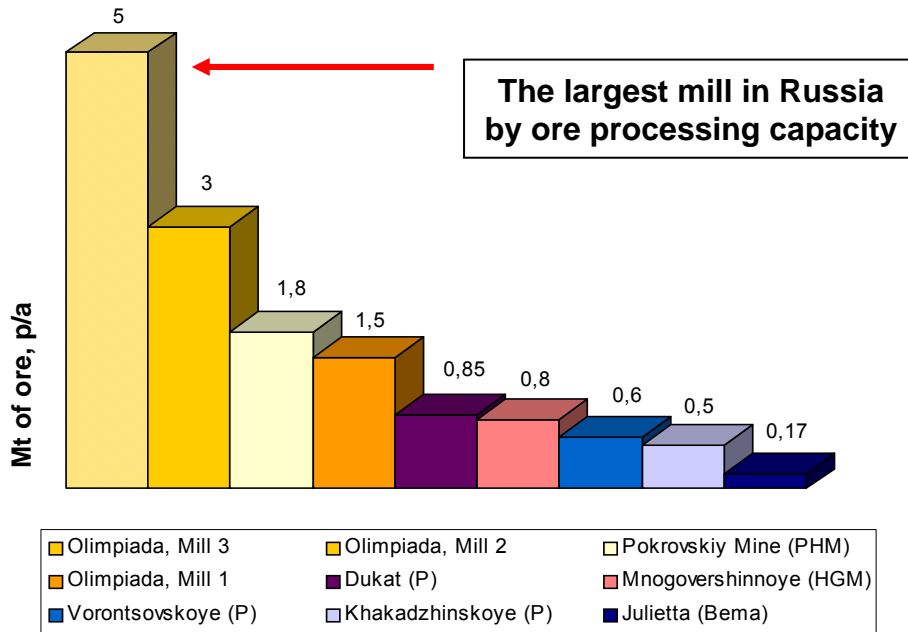
Only about 7,5% of the free float (6 211 000 outstanding shares) is traded.

PROJECTS EXECUTION UPDATE



DELIVERY ON PROMISES: OLIMPIADA EXPANSION

- Rationale for expansion: depletion of oxide ores vs. increasing volumes of sulfides
- Construction is well on track for launch summer 2007
- Unique in-house bio-oxidation technology is applied
 - the largest bio-ox operations in the Northern hemisphere
 - recovery up to 88%
- Total bio-ox capacity to reach 8 million tonnes
- Total investment of US\$ 337m is approved by the Board of Directors
- Total target production at Olimpiada is expected at 850-870 k oz in 2008-2009



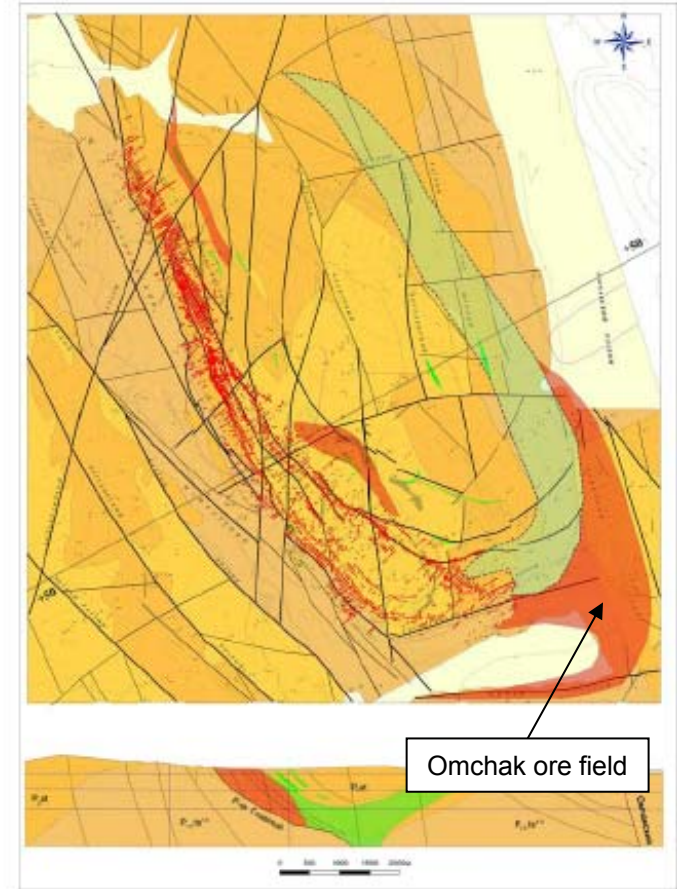
As of November 2006	Done	End of 2006	Under way
Crushing and grinding facilities	Done		
Warehousing facilities	Done		
Flotation and bio-oxidation facilities		End of 2006	
Engineering services		End of 2006	
Boiler house		End of 2006	
Hydro-metallurgical workshop			Under way
Compressor facilities, limestone workshop			Under way



DELIVERY ON PROMISES: NATALKA EXPLORATION

- Target set up back in 2004: ≥ 1000 tonnes (≥ 32 million oz) of gold in P&P to explore
- >US\$65 million invested to date (the world's largest single site exploration budget)
- Total cost of P&P reserves explored – US\$7.6 per oz
- Extensive exploration programme done:
 - 140 km drilled
 - 72 260 samples
 - 987.4 cubic meters of trenches
- Two pre-feasibility studies are prepared by Bateman and “VNIPIPromtekhologii” (Russia)
- Pilot plant to be launched in 2007 to test technology
- 1734 tonnes (55,7 million oz) of Russian B+C1+C2 submitted to the State Reserves Committee to be listed as commercial reserves:
 - including 1370 tonnes (44 million oz) of Russian B+C1
- Feasibility study is expected in 2007
- Production launch planned for 2012:
 - > 30 million tonnes of ore p/a
 - > 1 million oz gold output p/a
- Total capex is estimated up to US\$1.5 billion.

Geology and cross section of the deposit



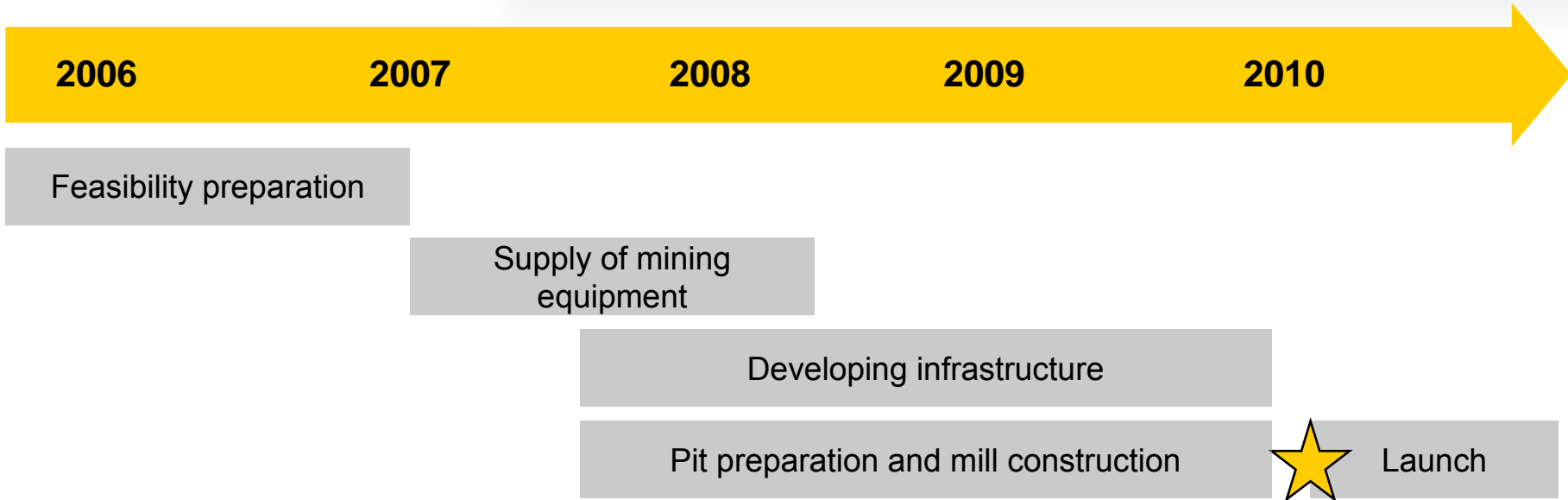
■ - Zapadnaya (explored) ore body

■ - Identified gold mineralization zones

■ - Vostochnaya (unexplored) ore body



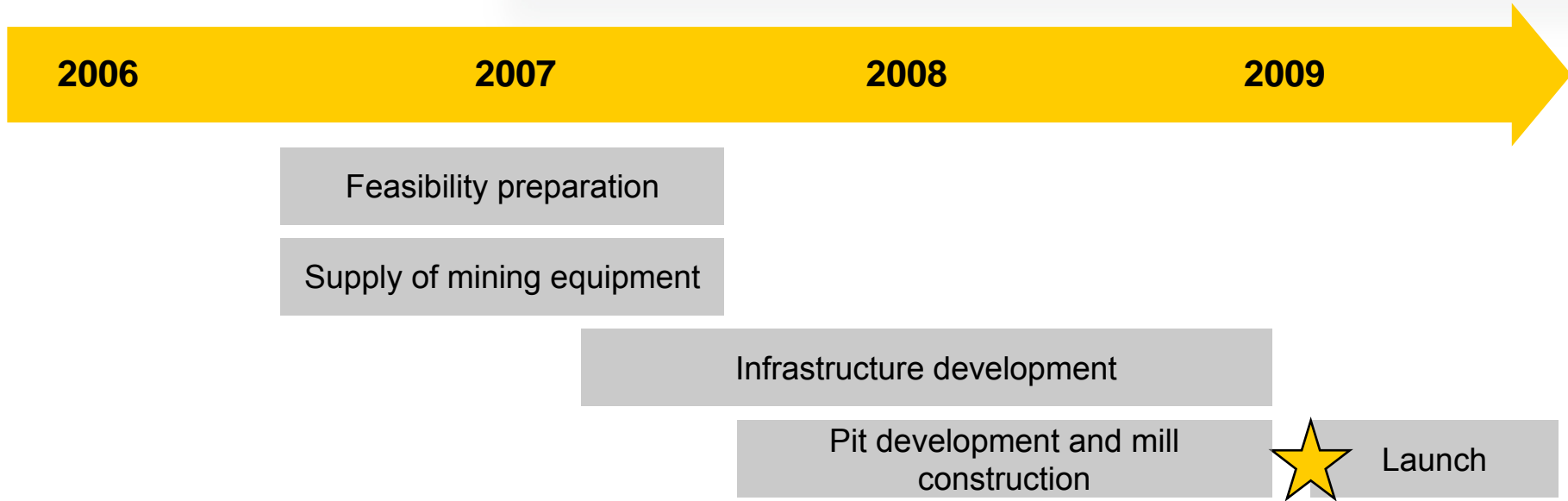
BLAGODATNOYE: DEVELOPMENT SCHEDULE



- Located in Severo-Yeniseisk district of Krasnoyarsk region of Russia, 26 km to the north of Olimpiada deposit
- Balance reserves – 222.2 tonnes at 2.4 g/t (result of in-house exploration)
- Planned mill capacity - 6 mln. tonnes of ore per year
- Expected annual production at 89% recovery– about 12 tonnes of gold
- Investments approved by the Board – US\$328 million
- Mine life – till 2028



VERNINSKOYE: DEVELOPMENT SCHEDULE



- Located in Bodaibo area of Irkutsk region of Russia, in a 52 km proximity to Sukhoi Log deposit
- Reserves (JORC) – 1100 k oz at 3.4 g/t
- Resources (JORC) – 2700 k oz at 2.3 g/t
- Expected production volume – over 5 tonnes of gold with a 89.6% recovery rate
- Estimated investments – US\$128 million
- Mine life – till 2017

Leading Russian gold producer in high growth potential market

- Proven industry leadership
- Significant mineral resources – six out ten largest Russian gold deposits
- Extensive greenfield/exploration portfolio – new potential discoveries

Ambitious strategy to become Top 5 global gold producer by 2015

Strong management with excellent track record

- Project completion
- Successful M&A in Russian gold mining
- Cost control
- Delivery of promises at spin-off from Norilsk Nickel

Outstanding organic growth story

- Strong project pipeline which targets tripling of production by 2015
- Effective exploration at a low cost